

VOLATILE ORGANIC COMPOUND
AND PARTICULATE TESTING REPORT

for

Nelson Trane
2035 Asher Court
Suite 50
East Lansing, Michigan 48823

at

Michigan State University
Erickson Hall
East Lansing, Michigan 48823

Testing conducted by

Fibertec Industrial Hygiene Services, Inc.
1914 Holloway Drive
Holt, Michigan 48842

on

Project Date: January 12 and 13, 2011

Report Date: February 2, 2011

Fibertec IHS Project #29170-1

Table of Contents

Introduction

Investigation Equipment and Methods

Results of Testing

Conclusions

Appendices

A. Sample Data Sheets

B. Volatile Organic Compound Data

C. Particulate Data

Introduction

Fibertec Industrial Hygiene Services, Inc. (Fibertec IHS) was retained by Nelson Trane to conduct volatile organic compound (VOC) and particulate testing within two Air Handling Units (AHUs) at Michigan State University (MSU), Erickson Hall, East Lansing, Michigan. The specific tasks of the investigation were as follows:

- Conduct sampling for VOCs inside the return air plena Air Handling Units (AHUs) #2 and #3.
- Conduct particulate testing inside the return air plena AHUs #2 and #3.

Specifically, testing for VOCs and particulate was conducted in both AHU #2 and AHU #3 on January 12, 2011. Testing for VOCs and particulate was conducted only within AHU #3 on January 13, 2011. State of the art air filters were installed in AHU #2 prior to testing.

Kristin Peterson conducted the testing to measure VOC and particulate concentrations in an attempt to compare and contrast air quality conditions with the bagged filter (AHU #2) and new electro static filter (AHU #3) before (January 12) and after (January 13) reducing the outside air concentration by 75% in both AHUs #2 and #3.

Investigation Equipment and Methods

Kristin Peterson, trained IAQ investigator with over 12 years of environmental experience collected samples.

Six liter Summa canisters were used to collect VOC samples. Summa canisters were submitted to the Fibertec, Inc. Analytical Laboratory for analysis using Environmental Protection Agency (EPA) Method TO-15. Method TO-15 allows for the positive identification of 45 compounds and the tentative identification of an additional 14 compounds.

Particulate concentrations were measured using two TSI 8530 Dust Track IIs which were used pursuant to the manufacturer's recommendations.

Results of Testing

All samples were collected by Kristin Peterson. During sampling the building was occupied by the inspector, building staff and students.

A log with sample description information and the results of VOC testing appear in Appendix A. Particulate sample data appears in Appendix B and the results of testing are summarized below.

No VOCs were detected in the collected samples.

Particulates were detected on January 12, 2011 in AHU #2 between 0.004 milligrams per cubic meter of air (mg/m³) and 0.12 mg/m³. Particulates were detected on January 12, 2011 in AHU #3 between 0.004 mg/m³ and 0.012 mg/m³. They were detected in AHU #3 on January 13 between 0.008 mg/m³ and 0.104 mg/m³. The average particle reading on January 12, 2011 in AHU #2 was 0.015 mg/m³. The average particle concentration on January 12, 2011 in AHU #3 was 0.007 mg/m³. The average particle concentration on January 13, 2011 in AHU #3 was 0.011 mg/m³.

Conclusions

Based upon visual and olfactory observations made by the investigator and the results of sample analysis, the following conclusions were drawn:

Test results were indicative of conditions at the time of the testing and may not represent conditions at other times. No conclusions can be drawn regarding air handlers which were not tested.

VOCs were not detected in the collected air samples.

Particulate concentrations in the return air plena varied throughout the testing period. Particle concentrations in AHU #3 were slightly elevated after reducing the outside air flow by 75%. As compared with the sample

collected the day before when more outside air was used. AHU #3 had lower particle concentrations on January 12 and January 13 as compared with AHU #2 (AHU #2 was only sampled on January 12).

The electro static filters in AHU #3 appear to be more efficient than the bagged filters in AHU #2 based on particle concentrations.

The 75% reduction of fresh air in AHU #3 slightly impacted particle concentrations, but they were still below the average concentrations in AHU #2.

Please be aware that the internal clock on the particle analyzer was not correct. The internal clock was one hour fast (early). Therefore, a reading recorded at 07:01:30, was actually recorded at 08:01:30.

The above conclusions are based on the inspection results, observations made at the time of the inspection and information provided by others. Should new or revised information become available, Fibertec IHS reserves the right to revise the report, modify or change the above conclusions and subsequent recommendations.

This investigation was conducted consistent with sound investigative principles and current industry standards. Information in this report was provided by other than Fibertec IHS. The accuracy or correctness of this information was not confirmed or verified by Fibertec IHS. For additional information, please review the attached data or call Fibertec IHS.



Kristin Peterson
Industrial Hygienist



Phillip A. Peterson
Vice President

Appendix A
Sample Data Sheets

Appendix B
Volatile Organic Compound Data



Wednesday, January 19, 2011

Fibertec Project Number: 42876
Project Identification: MSU Erickson Hall Mechanical Room /29170-1
Submittal Date: 01/12/2011

Ms. Kristin Peterson
Fibertec Industrial Hygiene Services, Inc.
1914 Holloway Drive
Holt, Michigan 48842

Dear Ms. Peterson,

Thank you for selecting Fibertec Environmental Services as your analytical laboratory. The samples you submitted have been analyzed in accordance with NELAC standards and the results compiled in the attached report. Any exceptions to NELAC compliance are noted in the report. These results apply only to those samples submitted. Please note samples will be disposed of 30 days after reporting date.

If you have any questions regarding these results or if we may be of further assistance to you, please contact me at (517) 699-0345.

Sincerely,

Daryl P. Strandbergh
Laboratory Director

DPS/kc

Enclosures

1914 Holloway Drive
11766 E. Grand River
8660 S. Mackinaw Trail

Holt, MI 48842
Brighton, MI 48116
Cadillac, MI 49601

T: (517) 699-0345
T: (810) 220-3300
T: (231) 775-8368

F: (517) 699-0388
F: (810) 220-3311
F: (231) 775-8584

Client Identification: Fibertec Industrial Hygiene Services, Inc.	Sample Description: AHU#3 return plenum	Chain of Custody: 100059
Client Project Name: MSU Erickson Hall Mechanical Room	Sample No: -01	Collect Date: 01/12/11
Client Project No: 29170-1	Sample Matrix: Air	Collect Time: NA

Sample Comments:

Definitions: Q: Qualifier (see definitions at end of report) NA: Not Applicable NN: Parameter not included in NELAC Scope of Analysis.

TO-15 (TO-15)	Aliquot ID: 42876-001					Matrix: Air		Analyst: BAG	
Parameter(s)	Result	Q	Units	Reporting Limit	Dilution	Prep Date	Prep Batch	Analysis Date	Analysis Batch
1. Acetone (NN)	U		ppbv	3.5	1.0	01/14/11	V411A14A	01/14/11	V411A14A
2. Benzene (NN)	U		ppbv	0.38	1.0	01/14/11	V411A14A	01/14/11	V411A14A
3. Benzyl Chloride (NN)	U		ppbv	0.50	1.0	01/14/11	V411A14A	01/14/11	V411A14A
4. Bromodichloromethane (NN)	U		ppbv	0.37	1.0	01/14/11	V411A14A	01/14/11	V411A14A
5. Bromoform (NN)	U		ppbv	0.38	1.0	01/14/11	V411A14A	01/14/11	V411A14A
6. Bromomethane (NN)	U		ppbv	1.1	1.0	01/14/11	V411A14A	01/14/11	V411A14A
7. 1,3-Butadiene (NN)	U		ppbv	1.0	1.0	01/14/11	V411A14A	01/14/11	V411A14A
8. 2-Butanone (NN)	U		ppbv	1.1	1.0	01/14/11	V411A14A	01/14/11	V411A14A
9. Carbon Disulfide (NN)	U		ppbv	0.35	1.0	01/14/11	V411A14A	01/14/11	V411A14A
10. Carbon Tetrachloride (NN)	U		ppbv	0.38	1.0	01/14/11	V411A14A	01/14/11	V411A14A
11. Chlorobenzene (NN)	U		ppbv	0.50	1.0	01/14/11	V411A14A	01/14/11	V411A14A
12. Chloroethane (NN)	U		ppbv	1.0	1.0	01/14/11	V411A14A	01/14/11	V411A14A
13. Chloroform (NN)	U		ppbv	0.33	1.0	01/14/11	V411A14A	01/14/11	V411A14A
14. Chloromethane (NN)	U		ppbv	1.1	1.0	01/14/11	V411A14A	01/14/11	V411A14A
15. Cyclohexane (NN)	U		ppbv	0.34	1.0	01/14/11	V411A14A	01/14/11	V411A14A
16. Dibromochloromethane (NN)	U		ppbv	0.50	1.0	01/14/11	V411A14A	01/14/11	V411A14A
17. 1,2-Dichlorobenzene (NN)	U		ppbv	0.73	1.0	01/14/11	V411A14A	01/14/11	V411A14A
18. 1,3-Dichlorobenzene (NN)	U		ppbv	0.57	1.0	01/14/11	V411A14A	01/14/11	V411A14A
19. 1,4-Dichlorobenzene (NN)	U		ppbv	0.50	1.0	01/14/11	V411A14A	01/14/11	V411A14A
20. Dichlorodifluoromethane (NN)	U		ppbv	0.39	1.0	01/14/11	V411A14A	01/14/11	V411A14A
21. 1,1-Dichloroethane (NN)	U		ppbv	0.37	1.0	01/14/11	V411A14A	01/14/11	V411A14A
22. 1,2-Dichloroethane (NN)	U		ppbv	0.37	1.0	01/14/11	V411A14A	01/14/11	V411A14A
23. 1,1-Dichloroethene (NN)	U		ppbv	0.36	1.0	01/14/11	V411A14A	01/14/11	V411A14A
24. cis-1,2-Dichloroethene (NN)	U		ppbv	0.38	1.0	01/14/11	V411A14A	01/14/11	V411A14A
25. trans-1,2-Dichloroethene (NN)	U		ppbv	0.33	1.0	01/14/11	V411A14A	01/14/11	V411A14A
26. 1,2-Dichloropropane (NN)	U		ppbv	1.1	1.0	01/14/11	V411A14A	01/14/11	V411A14A
27. cis-1,3-Dichloropropene (NN)	U		ppbv	0.36	1.0	01/14/11	V411A14A	01/14/11	V411A14A
28. trans-1,3-Dichloropropene (NN)	U		ppbv	0.50	1.0	01/14/11	V411A14A	01/14/11	V411A14A
29. 1,4-Dioxane (NN)	U		ppbv	1.0	1.0	01/14/11	V411A14A	01/14/11	V411A14A
30. Ethyl Acetate (NN)	U		ppbv	0.99	1.0	01/14/11	V411A14A	01/14/11	V411A14A
31. Ethylbenzene (NN)	U		ppbv	0.50	1.0	01/14/11	V411A14A	01/14/11	V411A14A
32. Ethylene Dibromide (NN)	U		ppbv	0.36	1.0	01/14/11	V411A14A	01/14/11	V411A14A
33. 4-Ethyltoluene (NN)	U		ppbv	0.50	1.0	01/14/11	V411A14A	01/14/11	V411A14A
34. n-Heptane (NN)	U		ppbv	0.56	1.0	01/14/11	V411A14A	01/14/11	V411A14A
35. Hexachlorobutadiene (NN)	U		ppbv	0.50	1.0	01/14/11	V411A14A	01/14/11	V411A14A
36. n-Hexane (NN)	U		ppbv	0.33	1.0	01/14/11	V411A14A	01/14/11	V411A14A
37. 2-Hexanone (NN)	U		ppbv	1.1	1.0	01/14/11	V411A14A	01/14/11	V411A14A
38. Isopropyl Alcohol (NN)	U		ppbv	0.91	1.0	01/14/11	V411A14A	01/14/11	V411A14A
39. Methylene Chloride (NN)	U		ppbv	0.84	1.0	01/14/11	V411A14A	01/14/11	V411A14A
40. 4-Methyl-2-pentanone (NN)	U		ppbv	0.50	1.0	01/14/11	V411A14A	01/14/11	V411A14A

1914 Holloway Drive
11766 E. Grand River
8660 S. Mackinaw Trail

Holt, MI 48842
Brighton, MI 48116
Cadillac, MI 49601

T: (517) 699-0345
T: (810) 220-3300
T: (231) 775-8368

F: (517) 699-0388
F: (810) 220-3311
F: (231) 775-8584



Analytical Laboratory Report
Laboratory Project Number: 42876
Laboratory Sample Number: 42876-001

Order: 42876
Page: 3 of 6
Date: 01/19/11

Client Identification:	Fibertec Industrial Hygiene Services, Inc.	Sample Description:	AHU#3 return plenum	Chain of Custody:	100059
Client Project Name:	MSU Erickson Hall Mechanical Room	Sample No:	-01	Collect Date:	01/12/11
Client Project No:	29170-1	Sample Matrix:	Air	Collect Time:	NA

Sample Comments:

Definitions: Q: Qualifier (see definitions at end of report) NA: Not Applicable NN: Parameter not included in NELAC Scope of Analysis.

TO-15 (TO-15)	Aliquot ID: 42876-001						Matrix: Air	Analyst: BAG	
Parameter(s)	Result	Q	Units	Reporting Limit	Dilution	Prep Date	Prep Batch	Analysis Date	Analysis Batch
41. MTBE (NN)	U		ppbv	0.35	1.0	01/14/11	V411A14A	01/14/11	V411A14A
42. Propylene (NN)	U		ppbv	0.43	1.0	01/14/11	V411A14A	01/14/11	V411A14A
43. Styrene (NN)	U		ppbv	0.50	1.0	01/14/11	V411A14A	01/14/11	V411A14A
44. 1,1,2,2-Tetrachloroethane (NN)	U		ppbv	0.38	1.0	01/14/11	V411A14A	01/14/11	V411A14A
45. Tetrachloroethene (NN)	U		ppbv	0.37	1.0	01/14/11	V411A14A	01/14/11	V411A14A
46. Tetrahydrofuran (NN)	U		ppbv	1.1	1.0	01/14/11	V411A14A	01/14/11	V411A14A
47. Toluene (NN)	U		ppbv	0.38	1.0	01/14/11	V411A14A	01/14/11	V411A14A
48. 1,2,4-Trichlorobenzene (NN)	U		ppbv	0.50	1.0	01/14/11	V411A14A	01/14/11	V411A14A
49. 1,1,1-Trichloroethane (NN)	U		ppbv	0.50	1.0	01/14/11	V411A14A	01/14/11	V411A14A
50. 1,1,2-Trichloroethane (NN)	U		ppbv	0.38	1.0	01/14/11	V411A14A	01/14/11	V411A14A
51. Trichloroethene (NN)	U		ppbv	0.37	1.0	01/14/11	V411A14A	01/14/11	V411A14A
52. Trichlorofluoromethane (NN)	U		ppbv	0.34	1.0	01/14/11	V411A14A	01/14/11	V411A14A
53. 1,1,2-Trichloro-1,2,2-trifluoroethane (N	U		ppbv	0.50	1.0	01/14/11	V411A14A	01/14/11	V411A14A
54. 1,2,4-Trimethylbenzene (NN)	U		ppbv	0.50	1.0	01/14/11	V411A14A	01/14/11	V411A14A
55. 1,3,5-Trimethylbenzene (NN)	U		ppbv	0.50	1.0	01/14/11	V411A14A	01/14/11	V411A14A
56. Vinyl Acetate (NN)	U		ppbv	1.1	1.0	01/14/11	V411A14A	01/14/11	V411A14A
57. Vinyl Chloride (NN)	U		ppbv	0.50	1.0	01/14/11	V411A14A	01/14/11	V411A14A
58. m&p-Xylene (NN)	U		ppbv	1.0	1.0	01/14/11	V411A14A	01/14/11	V411A14A
59. o-Xylene (NN)	U		ppbv	0.50	1.0	01/14/11	V411A14A	01/14/11	V411A14A

1914 Holloway Drive
11766 E. Grand River
8660 S. Mackinaw Trail

Holt, MI 48842
Brighton, MI 48116
Cadillac, MI 49601

T: (517) 699-0345
T: (810) 220-3300
T: (231) 775-8368

F: (517) 699-0388
F: (810) 220-3311
F: (231) 775-8584

Client Identification: Fibertec Industrial Hygiene Services, Inc.	Sample Description: AHU#2 return plenum	Chain of Custody: 100059
Client Project Name: MSU Erickson Hall Mechanical Room	Sample No: -03	Collect Date: 01/12/11
Client Project No: 29170-1	Sample Matrix: Air	Collect Time: NA

Sample Comments:

Definitions: Q: Qualifier (see definitions at end of report) NA: Not Applicable NN: Parameter not included in NELAC Scope of Analysis.

TO-15 (TO-15)	Aliquot ID: 42876-002					Matrix: Air		Analyst: BAG	
Parameter(s)	Result	Q	Units	Reporting Limit	Dilution	Prep Date	Prep Batch	Analysis Date	Analysis Batch
1. Acetone (NN)	U		ppbv	2.5	1.0	01/14/11	V411A14A	01/14/11	V411A14A
2. Benzene (NN)	U		ppbv	0.38	1.0	01/14/11	V411A14A	01/14/11	V411A14A
3. Benzyl Chloride (NN)	U		ppbv	0.50	1.0	01/14/11	V411A14A	01/14/11	V411A14A
4. Bromodichloromethane (NN)	U		ppbv	0.37	1.0	01/14/11	V411A14A	01/14/11	V411A14A
5. Bromoform (NN)	U		ppbv	0.38	1.0	01/14/11	V411A14A	01/14/11	V411A14A
6. Bromomethane (NN)	U		ppbv	1.1	1.0	01/14/11	V411A14A	01/14/11	V411A14A
7. 1,3-Butadiene (NN)	U		ppbv	1.0	1.0	01/14/11	V411A14A	01/14/11	V411A14A
8. 2-Butanone (NN)	U		ppbv	1.1	1.0	01/14/11	V411A14A	01/14/11	V411A14A
9. Carbon Disulfide (NN)	U		ppbv	0.35	1.0	01/14/11	V411A14A	01/14/11	V411A14A
10. Carbon Tetrachloride (NN)	U		ppbv	0.38	1.0	01/14/11	V411A14A	01/14/11	V411A14A
11. Chlorobenzene (NN)	U		ppbv	0.50	1.0	01/14/11	V411A14A	01/14/11	V411A14A
12. Chloroethane (NN)	U		ppbv	1.0	1.0	01/14/11	V411A14A	01/14/11	V411A14A
13. Chloroform (NN)	U		ppbv	0.33	1.0	01/14/11	V411A14A	01/14/11	V411A14A
14. Chloromethane (NN)	U		ppbv	1.1	1.0	01/14/11	V411A14A	01/14/11	V411A14A
15. Cyclohexane (NN)	U		ppbv	0.34	1.0	01/14/11	V411A14A	01/14/11	V411A14A
16. Dibromochloromethane (NN)	U		ppbv	0.50	1.0	01/14/11	V411A14A	01/14/11	V411A14A
17. 1,2-Dichlorobenzene (NN)	U		ppbv	0.55	1.0	01/14/11	V411A14A	01/14/11	V411A14A
18. 1,3-Dichlorobenzene (NN)	U		ppbv	0.50	1.0	01/14/11	V411A14A	01/14/11	V411A14A
19. 1,4-Dichlorobenzene (NN)	U		ppbv	0.50	1.0	01/14/11	V411A14A	01/14/11	V411A14A
20. Dichlorodifluoromethane (NN)	U		ppbv	0.36	1.0	01/14/11	V411A14A	01/14/11	V411A14A
21. 1,1-Dichloroethane (NN)	U		ppbv	0.37	1.0	01/14/11	V411A14A	01/14/11	V411A14A
22. 1,2-Dichloroethane (NN)	U		ppbv	0.37	1.0	01/14/11	V411A14A	01/14/11	V411A14A
23. 1,1-Dichloroethene (NN)	U		ppbv	0.36	1.0	01/14/11	V411A14A	01/14/11	V411A14A
24. cis-1,2-Dichloroethene (NN)	U		ppbv	0.38	1.0	01/14/11	V411A14A	01/14/11	V411A14A
25. trans-1,2-Dichloroethene (NN)	U		ppbv	0.33	1.0	01/14/11	V411A14A	01/14/11	V411A14A
26. 1,2-Dichloropropane (NN)	U		ppbv	1.1	1.0	01/14/11	V411A14A	01/14/11	V411A14A
27. cis-1,3-Dichloropropene (NN)	U		ppbv	0.36	1.0	01/14/11	V411A14A	01/14/11	V411A14A
28. trans-1,3-Dichloropropene (NN)	U		ppbv	0.50	1.0	01/14/11	V411A14A	01/14/11	V411A14A
29. 1,4-Dioxane (NN)	U		ppbv	1.0	1.0	01/14/11	V411A14A	01/14/11	V411A14A
30. Ethyl Acetate (NN)	U		ppbv	0.99	1.0	01/14/11	V411A14A	01/14/11	V411A14A
31. Ethylbenzene (NN)	U		ppbv	0.50	1.0	01/14/11	V411A14A	01/14/11	V411A14A
32. Ethylene Dibromide (NN)	U		ppbv	0.36	1.0	01/14/11	V411A14A	01/14/11	V411A14A
33. 4-Ethyltoluene (NN)	U		ppbv	0.50	1.0	01/14/11	V411A14A	01/14/11	V411A14A
34. n-Heptane (NN)	U		ppbv	0.46	1.0	01/14/11	V411A14A	01/14/11	V411A14A
35. Hexachlorobutadiene (NN)	U		ppbv	0.50	1.0	01/14/11	V411A14A	01/14/11	V411A14A
36. n-Hexane (NN)	U		ppbv	0.33	1.0	01/14/11	V411A14A	01/14/11	V411A14A
37. 2-Hexanone (NN)	U		ppbv	1.1	1.0	01/14/11	V411A14A	01/14/11	V411A14A
38. Isopropyl Alcohol (NN)	U		ppbv	0.50	1.0	01/14/11	V411A14A	01/14/11	V411A14A
39. Methylene Chloride (NN)	U		ppbv	0.88	1.0	01/14/11	V411A14A	01/14/11	V411A14A
40. 4-Methyl-2-pentanone (NN)	U		ppbv	0.50	1.0	01/14/11	V411A14A	01/14/11	V411A14A

1914 Holloway Drive
11766 E. Grand River
8660 S. Mackinaw Trail

Holt, MI 48842
Brighton, MI 48116
Cadillac, MI 49601

T: (517) 699-0345
T: (810) 220-3300
T: (231) 775-8368

F: (517) 699-0388
F: (810) 220-3311
F: (231) 775-8584



Analytical Laboratory Report
Laboratory Project Number: 42876
Laboratory Sample Number: 42876-002

Order: 42876
Page: 5 of 6
Date: 01/19/11

Client Identification: Fibertec Industrial Hygiene Services, Inc.	Sample Description: AHU#2 return plenum	Chain of Custody: 100059
Client Project Name: MSU Erickson Hall Mechanical Room	Sample No: -03	Collect Date: 01/12/11
Client Project No: 29170-1	Sample Matrix: Air	Collect Time: NA

Sample Comments:

Definitions: Q: Qualifier (see definitions at end of report) NA: Not Applicable NN: Parameter not included in NELAC Scope of Analysis.

TO-15 (TO-15)	Aliquot ID: 42876-002						Matrix: Air	Analyst: BAG	
Parameter(s)	Result	Q	Units	Reporting Limit	Dilution	Prep Date	Prep Batch	Analysis Date	Analysis Batch
41. MTBE (NN)	U		ppbv	0.35	1.0	01/14/11	V411A14A	01/14/11	V411A14A
42. Propylene (NN)	U		ppbv	0.43	1.0	01/14/11	V411A14A	01/14/11	V411A14A
43. Styrene (NN)	U		ppbv	0.50	1.0	01/14/11	V411A14A	01/14/11	V411A14A
44. 1,1,2,2-Tetrachloroethane (NN)	U		ppbv	0.38	1.0	01/14/11	V411A14A	01/14/11	V411A14A
45. Tetrachloroethene (NN)	U		ppbv	0.37	1.0	01/14/11	V411A14A	01/14/11	V411A14A
46. Tetrahydrofuran (NN)	U		ppbv	1.1	1.0	01/14/11	V411A14A	01/14/11	V411A14A
47. Toluene (NN)	U		ppbv	0.38	1.0	01/14/11	V411A14A	01/14/11	V411A14A
48. 1,2,4-Trichlorobenzene (NN)	U		ppbv	0.50	1.0	01/14/11	V411A14A	01/14/11	V411A14A
49. 1,1,1-Trichloroethane (NN)	U		ppbv	0.50	1.0	01/14/11	V411A14A	01/14/11	V411A14A
50. 1,1,2-Trichloroethane (NN)	U		ppbv	0.38	1.0	01/14/11	V411A14A	01/14/11	V411A14A
51. Trichloroethene (NN)	U		ppbv	0.37	1.0	01/14/11	V411A14A	01/14/11	V411A14A
52. Trichlorofluoromethane (NN)	U		ppbv	0.34	1.0	01/14/11	V411A14A	01/14/11	V411A14A
53. 1,1,2-Trichloro-1,2,2-trifluoroethane (N)	U		ppbv	0.50	1.0	01/14/11	V411A14A	01/14/11	V411A14A
54. 1,2,4-Trimethylbenzene (NN)	U		ppbv	0.50	1.0	01/14/11	V411A14A	01/14/11	V411A14A
55. 1,3,5-Trimethylbenzene (NN)	U		ppbv	0.50	1.0	01/14/11	V411A14A	01/14/11	V411A14A
56. Vinyl Acetate (NN)	U		ppbv	1.1	1.0	01/14/11	V411A14A	01/14/11	V411A14A
57. Vinyl Chloride (NN)	U		ppbv	0.50	1.0	01/14/11	V411A14A	01/14/11	V411A14A
58. m&p-Xylene (NN)	U		ppbv	1.0	1.0	01/14/11	V411A14A	01/14/11	V411A14A
59. o-Xylene (NN)	U		ppbv	0.50	1.0	01/14/11	V411A14A	01/14/11	V411A14A

1914 Holloway Drive
11766 E. Grand River
8660 S. Mackinaw Trail

Holt, MI 48842
Brighton, MI 48116
Cadillac, MI 49601

T: (517) 699-0345
T: (810) 220-3300
T: (231) 775-8368

F: (517) 699-0388
F: (810) 220-3311
F: (231) 775-8584

Definitions/ Qualifiers:

- A: Spike recovery or precision unusable due to dilution.
- B: The analyte was detected in the associated method blank.
- E: The analyte was detected at a concentration greater than the calibration range, therefore the result is estimated.
- J: The concentration is an estimated value.
- U: The analyte was not detected at or above the reporting limit.
- X: Matrix Interference has resulted in a raised reporting limit or distorted result.
- W: Results reported on a wet-weight basis.
- *: Value reported is outside QA limits

Exception Summary:



Accreditation Number:

E-10395

1914 Holloway Drive
11766 E. Grand River
8660 S. Mackinaw Trail

Holt, MI 48842
Brighton, MI 48116
Cadillac, MI 49601

T: (517) 699-0345
T: (810) 220-3300
T: (231) 775-8368

F: (517) 699-0388
F: (810) 220-3311
F: (231) 775-8584



Thursday, January 20, 2011

Fibertec Project Number: 42899
Project Identification: MSU Erickson Hall Mechanical Room (1) /29170-2
Submittal Date: 01/13/2011

Ms. Kristin Peterson
Fibertec Industrial Hygiene Services, Inc.
1914 Holloway Drive
Holt, Michigan 48842

Dear Ms. Peterson,

Thank you for selecting Fibertec Environmental Services as your analytical laboratory. The samples you submitted have been analyzed in accordance with NELAC standards and the results compiled in the attached report. Any exceptions to NELAC compliance are noted in the report. These results apply only to those samples submitted. Please note samples will be disposed of 30 days after reporting date.

If you have any questions regarding these results or if we may be of further assistance to you, please contact me at (517) 699-0345.

Sincerely,

Daryl P. Strandbergh
Laboratory Director

DPS/kc

Enclosures

1914 Holloway Drive
11766 E. Grand River
8660 S. Mackinaw Trail

Holt, MI 48842
Brighton, MI 48116
Cadillac, MI 49601

T: (517) 699-0345
T: (810) 220-3300
T: (231) 775-8368

F: (517) 699-0388
F: (810) 220-3311
F: (231) 775-8584



Analytical Laboratory Report
Laboratory Project Number: 42899
Laboratory Sample Number: 42899-001

Order: 42899
Page: 2 of 4
Date: 01/20/11

Client Identification: Fibertec Industrial Hygiene Services, Inc.	Sample Description: AHU #3 Return Air Plenum	Chain of Custody: 100060
Client Project Name: MSU Erickson Hall Mechanical Room (1)	Sample No: -01	Collect Date: 01/13/11
Client Project No: 29170-2	Sample Matrix: Air	Collect Time: NA

Sample Comments:

Definitions: Q: Qualifier (see definitions at end of report) NA: Not Applicable NN: Parameter not included in NELAC Scope of Analysis.

TO-15 (TO-15)	Aliquot ID: 42899-001				Matrix: Air		Analyst: BAG		
Parameter(s)	Result	Q	Units	Reporting Limit	Dilution	Prep Date	Prep Batch	Analysis Date	Analysis Batch
1. Acetone (NN)	U		ppbv	4.2	1.0	01/14/11	V411A14A	01/14/11	V411A14A
2. Benzene (NN)	U		ppbv	0.38	1.0	01/14/11	V411A14A	01/14/11	V411A14A
3. Benzyl Chloride (NN)	U		ppbv	0.50	1.0	01/14/11	V411A14A	01/14/11	V411A14A
4. Bromodichloromethane (NN)	U		ppbv	0.37	1.0	01/14/11	V411A14A	01/14/11	V411A14A
5. Bromoform (NN)	U		ppbv	0.38	1.0	01/14/11	V411A14A	01/14/11	V411A14A
6. Bromomethane (NN)	U		ppbv	1.1	1.0	01/14/11	V411A14A	01/14/11	V411A14A
7. 1,3-Butadiene (NN)	U		ppbv	1.0	1.0	01/14/11	V411A14A	01/14/11	V411A14A
8. 2-Butanone (NN)	U		ppbv	1.1	1.0	01/14/11	V411A14A	01/14/11	V411A14A
9. Carbon Disulfide (NN)	U		ppbv	0.35	1.0	01/14/11	V411A14A	01/14/11	V411A14A
10. Carbon Tetrachloride (NN)	U		ppbv	0.38	1.0	01/14/11	V411A14A	01/14/11	V411A14A
11. Chlorobenzene (NN)	U		ppbv	0.50	1.0	01/14/11	V411A14A	01/14/11	V411A14A
12. Chloroethane (NN)	U		ppbv	1.0	1.0	01/14/11	V411A14A	01/14/11	V411A14A
13. Chloroform (NN)	U		ppbv	0.33	1.0	01/14/11	V411A14A	01/14/11	V411A14A
14. Chloromethane (NN)	U		ppbv	1.1	1.0	01/14/11	V411A14A	01/14/11	V411A14A
15. Cyclohexane (NN)	U		ppbv	0.34	1.0	01/14/11	V411A14A	01/14/11	V411A14A
16. Dibromochloromethane (NN)	U		ppbv	0.50	1.0	01/14/11	V411A14A	01/14/11	V411A14A
17. 1,2-Dichlorobenzene (NN)	U		ppbv	0.50	1.0	01/14/11	V411A14A	01/14/11	V411A14A
18. 1,3-Dichlorobenzene (NN)	U		ppbv	0.50	1.0	01/14/11	V411A14A	01/14/11	V411A14A
19. 1,4-Dichlorobenzene (NN)	U		ppbv	0.50	1.0	01/14/11	V411A14A	01/14/11	V411A14A
20. Dichlorodifluoromethane (NN)	U		ppbv	0.36	1.0	01/14/11	V411A14A	01/14/11	V411A14A
21. 1,1-Dichloroethane (NN)	U		ppbv	0.37	1.0	01/14/11	V411A14A	01/14/11	V411A14A
22. 1,2-Dichloroethane (NN)	U		ppbv	0.37	1.0	01/14/11	V411A14A	01/14/11	V411A14A
23. 1,1-Dichloroethene (NN)	U		ppbv	0.36	1.0	01/14/11	V411A14A	01/14/11	V411A14A
24. cis-1,2-Dichloroethene (NN)	U		ppbv	0.38	1.0	01/14/11	V411A14A	01/14/11	V411A14A
25. trans-1,2-Dichloroethene (NN)	U		ppbv	0.33	1.0	01/14/11	V411A14A	01/14/11	V411A14A
26. 1,2-Dichloropropane (NN)	U		ppbv	1.1	1.0	01/14/11	V411A14A	01/14/11	V411A14A
27. cis-1,3-Dichloropropene (NN)	U		ppbv	0.36	1.0	01/14/11	V411A14A	01/14/11	V411A14A
28. trans-1,3-Dichloropropene (NN)	U		ppbv	0.50	1.0	01/14/11	V411A14A	01/14/11	V411A14A
29. 1,4-Dioxane (NN)	U		ppbv	1.0	1.0	01/14/11	V411A14A	01/14/11	V411A14A
30. Ethyl Acetate (NN)	U		ppbv	0.99	1.0	01/14/11	V411A14A	01/14/11	V411A14A
31. Ethylbenzene (NN)	U		ppbv	0.50	1.0	01/14/11	V411A14A	01/14/11	V411A14A
32. Ethylene Dibromide (NN)	U		ppbv	0.36	1.0	01/14/11	V411A14A	01/14/11	V411A14A
33. 4-Ethyltoluene (NN)	U		ppbv	0.50	1.0	01/14/11	V411A14A	01/14/11	V411A14A
34. n-Heptane (NN)	U		ppbv	0.38	1.0	01/14/11	V411A14A	01/14/11	V411A14A
35. Hexachlorobutadiene (NN)	U		ppbv	0.50	1.0	01/14/11	V411A14A	01/14/11	V411A14A
36. n-Hexane (NN)	U		ppbv	0.33	1.0	01/14/11	V411A14A	01/14/11	V411A14A
37. 2-Hexanone (NN)	U		ppbv	1.1	1.0	01/14/11	V411A14A	01/14/11	V411A14A
38. Isopropyl Alcohol (NN)	U		ppbv	1.2	1.0	01/14/11	V411A14A	01/14/11	V411A14A
39. Methylene Chloride (NN)	U		ppbv	0.90	1.0	01/14/11	V411A14A	01/14/11	V411A14A
40. 4-Methyl-2-pentanone (NN)	U		ppbv	0.50	1.0	01/14/11	V411A14A	01/14/11	V411A14A

1914 Holloway Drive
11766 E. Grand River
8660 S. Mackinaw Trail

Holt, MI 48842
Brighton, MI 48116
Cadillac, MI 49601

T: (517) 699-0345
T: (810) 220-3300
T: (231) 775-8368

F: (517) 699-0388
F: (810) 220-3311
F: (231) 775-8584



Analytical Laboratory Report
Laboratory Project Number: 42899
Laboratory Sample Number: 42899-001

Order: 42899
Page: 3 of 4
Date: 01/20/11

Client Identification: Fibertec Industrial Hygiene Services, Inc.	Sample Description: AHU #3 Return Air Plenum	Chain of Custody: 100060
Client Project Name: MSU Erickson Hall Mechanical Room (1)	Sample No: -01	Collect Date: 01/13/11
Client Project No: 29170-2	Sample Matrix: Air	Collect Time: NA

Sample Comments:

Definitions: Q: Qualifier (see definitions at end of report) NA: Not Applicable NN: Parameter not included in NELAC Scope of Analysis.

TO-15 (TO-15)	Aliquot ID: 42899-001				Matrix: Air		Analyst: BAG		
Parameter(s)	Result	Q	Units	Reporting Limit	Dilution	Prep Date	Prep Batch	Analysis Date	Analysis Batch
41. MTBE (NN)	U		ppbv	0.35	1.0	01/14/11	V411A14A	01/14/11	V411A14A
42. Propylene (NN)	U		ppbv	0.70	1.0	01/14/11	V411A14A	01/14/11	V411A14A
43. Styrene (NN)	U		ppbv	0.50	1.0	01/14/11	V411A14A	01/14/11	V411A14A
44. 1,1,2,2-Tetrachloroethane (NN)	U		ppbv	0.38	1.0	01/14/11	V411A14A	01/14/11	V411A14A
45. Tetrachloroethene (NN)	U		ppbv	0.37	1.0	01/14/11	V411A14A	01/14/11	V411A14A
46. Tetrahydrofuran (NN)	U		ppbv	1.1	1.0	01/14/11	V411A14A	01/14/11	V411A14A
47. Toluene (NN)	U		ppbv	0.38	1.0	01/14/11	V411A14A	01/14/11	V411A14A
48. 1,2,4-Trichlorobenzene (NN)	U		ppbv	0.50	1.0	01/14/11	V411A14A	01/14/11	V411A14A
49. 1,1,1-Trichloroethane (NN)	U		ppbv	0.50	1.0	01/14/11	V411A14A	01/14/11	V411A14A
50. 1,1,2-Trichloroethane (NN)	U		ppbv	0.38	1.0	01/14/11	V411A14A	01/14/11	V411A14A
51. Trichloroethene (NN)	U		ppbv	0.37	1.0	01/14/11	V411A14A	01/14/11	V411A14A
52. Trichlorofluoromethane (NN)	U		ppbv	0.34	1.0	01/14/11	V411A14A	01/14/11	V411A14A
53. 1,1,2-Trichloro-1,2,2-trifluoroethane (N)	U		ppbv	0.50	1.0	01/14/11	V411A14A	01/14/11	V411A14A
54. 1,2,4-Trimethylbenzene (NN)	U		ppbv	0.50	1.0	01/14/11	V411A14A	01/14/11	V411A14A
55. 1,3,5-Trimethylbenzene (NN)	U		ppbv	0.50	1.0	01/14/11	V411A14A	01/14/11	V411A14A
56. Vinyl Acetate (NN)	U		ppbv	1.1	1.0	01/14/11	V411A14A	01/14/11	V411A14A
57. Vinyl Chloride (NN)	U		ppbv	0.50	1.0	01/14/11	V411A14A	01/14/11	V411A14A
58. m&p-Xylene (NN)	U		ppbv	1.0	1.0	01/14/11	V411A14A	01/14/11	V411A14A
59. o-Xylene (NN)	U		ppbv	0.50	1.0	01/14/11	V411A14A	01/14/11	V411A14A

1914 Holloway Drive
11766 E. Grand River
8660 S. Mackinaw Trail

Holt, MI 48842
Brighton, MI 48116
Cadillac, MI 49601

T: (517) 699-0345
T: (810) 220-3300
T: (231) 775-8368

F: (517) 699-0388
F: (810) 220-3311
F: (231) 775-8584

Definitions/ Qualifiers:

- A: Spike recovery or precision unusable due to dilution.
- B: The analyte was detected in the associated method blank.
- E: The analyte was detected at a concentration greater than the calibration range, therefore the result is estimated.
- J: The concentration is an estimated value.
- U: The analyte was not detected at or above the reporting limit.
- X: Matrix Interference has resulted in a raised reporting limit or distorted result.
- W: Results reported on a wet-weight basis.
- *: Value reported is outside QA limits

Exception Summary:



Accreditation Number:

E-10395

1914 Holloway Drive
11766 E. Grand River
8660 S. Mackinaw Trail

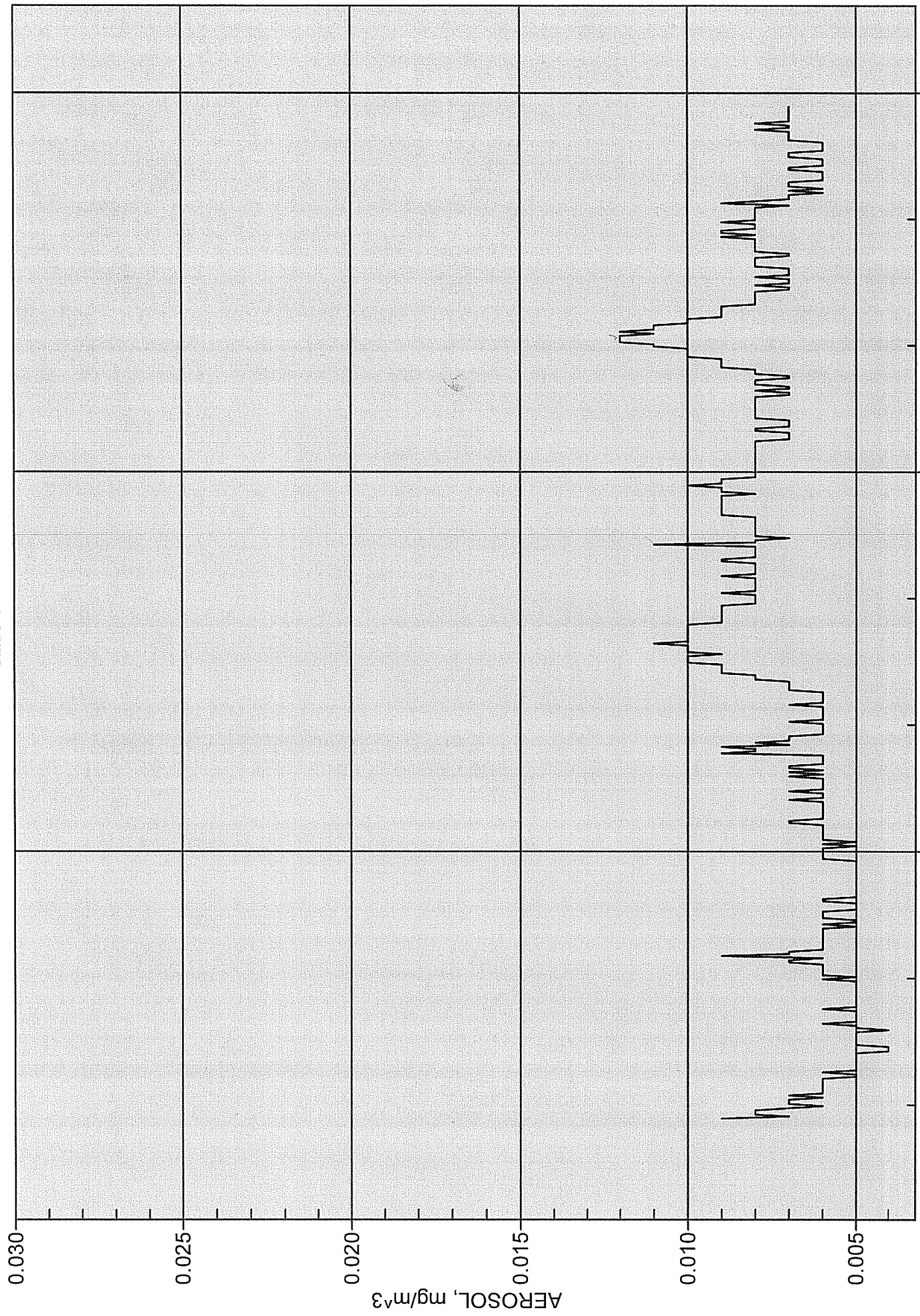
Holt, MI 48842
Brighton, MI 48116
Cadillac, MI 49601

T: (517) 699-0345
T: (810) 220-3300
T: (231) 775-8368

F: (517) 699-0388
F: (810) 220-3311
F: (231) 775-8584

Appendix C
Particulate Data

MSU Erickson Hall
AHU 3



12 Wed Jan 2011

9AM

Date & Time

12PM

3PM

Test 001

Instrument		Data Properties	
Model	DustTrak II	Start Date	01/12/2011
Instrument S/N	8530083903	Start Time	06:52:28
		Stop Date	01/12/2011
		Stop Time	14:53:28
		Total Time	0:08:01:00
		Logging Interval	60 seconds

Test Data			
Data Point	Date	Time	AEROSOL mg/m ³
1	01/12/2011	06:53:28	0.009
2	01/12/2011	06:54:28	0.007
3	01/12/2011	06:55:28	0.008
4	01/12/2011	06:56:28	0.008
5	01/12/2011	06:57:28	0.008
6	01/12/2011	06:58:28	0.007
7	01/12/2011	06:59:28	0.006
8	01/12/2011	07:00:28	0.007
9	01/12/2011	07:01:28	0.007
10	01/12/2011	07:02:28	0.007
11	01/12/2011	07:03:28	0.006
12	01/12/2011	07:04:28	0.007
13	01/12/2011	07:05:28	0.006
14	01/12/2011	07:06:28	0.006
15	01/12/2011	07:07:28	0.006
16	01/12/2011	07:08:28	0.006
17	01/12/2011	07:09:28	0.006
18	01/12/2011	07:10:28	0.006
19	01/12/2011	07:11:28	0.006
20	01/12/2011	07:12:28	0.006
21	01/12/2011	07:13:28	0.005
22	01/12/2011	07:14:28	0.005
23	01/12/2011	07:15:28	0.006
24	01/12/2011	07:16:28	0.005
25	01/12/2011	07:17:28	0.005
26	01/12/2011	07:18:28	0.005
27	01/12/2011	07:19:28	0.005
28	01/12/2011	07:20:28	0.005
29	01/12/2011	07:21:28	0.005
30	01/12/2011	07:22:28	0.005
31	01/12/2011	07:23:28	0.005
32	01/12/2011	07:24:28	0.005
33	01/12/2011	07:25:28	0.004
34	01/12/2011	07:26:28	0.004
35	01/12/2011	07:27:28	0.004
36	01/12/2011	07:28:28	0.005
37	01/12/2011	07:29:28	0.005
38	01/12/2011	07:30:28	0.005
39	01/12/2011	07:31:28	0.005
40	01/12/2011	07:32:28	0.005

Test Data			
Data Point	Date	Time	AEROSOL mg/m ³
41	01/12/2011	07:33:28	0.005
42	01/12/2011	07:34:28	0.005
43	01/12/2011	07:35:28	0.004
44	01/12/2011	07:36:28	0.005
45	01/12/2011	07:37:28	0.005
46	01/12/2011	07:38:28	0.006
47	01/12/2011	07:39:28	0.005
48	01/12/2011	07:40:28	0.005
49	01/12/2011	07:41:28	0.005
50	01/12/2011	07:42:28	0.005
51	01/12/2011	07:43:28	0.005
52	01/12/2011	07:44:28	0.005
53	01/12/2011	07:45:28	0.006
54	01/12/2011	07:46:28	0.005
55	01/12/2011	07:47:28	0.005
56	01/12/2011	07:48:28	0.005
57	01/12/2011	07:49:28	0.005
58	01/12/2011	07:50:28	0.005
59	01/12/2011	07:51:28	0.005
60	01/12/2011	07:52:28	0.005
61	01/12/2011	07:53:28	0.005
62	01/12/2011	07:54:28	0.005
63	01/12/2011	07:55:28	0.005
64	01/12/2011	07:56:28	0.005
65	01/12/2011	07:57:28	0.005
66	01/12/2011	07:58:28	0.005
67	01/12/2011	07:59:28	0.006
68	01/12/2011	08:00:28	0.005
69	01/12/2011	08:01:28	0.006
70	01/12/2011	08:02:28	0.006
71	01/12/2011	08:03:28	0.006
72	01/12/2011	08:04:28	0.006
73	01/12/2011	08:05:28	0.006
74	01/12/2011	08:06:28	0.006
75	01/12/2011	08:07:28	0.007
76	01/12/2011	08:08:28	0.007
77	01/12/2011	08:09:28	0.006
78	01/12/2011	08:10:28	0.009
79	01/12/2011	08:11:28	0.007
80	01/12/2011	08:12:28	0.007
81	01/12/2011	08:13:28	0.006
82	01/12/2011	08:14:28	0.006
83	01/12/2011	08:15:28	0.006
84	01/12/2011	08:16:28	0.006
85	01/12/2011	08:17:28	0.006
86	01/12/2011	08:18:28	0.006
87	01/12/2011	08:19:28	0.006
88	01/12/2011	08:20:28	0.006
89	01/12/2011	08:21:28	0.006
90	01/12/2011	08:22:28	0.006
91	01/12/2011	08:23:28	0.006

Test Data			
Data Point	Date	Time	AEROSOL mg/m ³
92	01/12/2011	08:24:28	0.005
93	01/12/2011	08:25:28	0.006
94	01/12/2011	08:26:28	0.005
95	01/12/2011	08:27:28	0.005
96	01/12/2011	08:28:28	0.006
97	01/12/2011	08:29:28	0.006
98	01/12/2011	08:30:28	0.006
99	01/12/2011	08:31:28	0.006
100	01/12/2011	08:32:28	0.005
101	01/12/2011	08:33:28	0.005
102	01/12/2011	08:34:28	0.005
103	01/12/2011	08:35:28	0.005
104	01/12/2011	08:36:28	0.006
105	01/12/2011	08:37:28	0.006
106	01/12/2011	08:38:28	0.005
107	01/12/2011	08:39:28	0.005
108	01/12/2011	08:40:28	0.005
109	01/12/2011	08:41:28	0.005
110	01/12/2011	08:42:28	0.005
111	01/12/2011	08:43:28	0.005
112	01/12/2011	08:44:28	0.005
113	01/12/2011	08:45:28	0.005
114	01/12/2011	08:46:28	0.005
115	01/12/2011	08:47:28	0.005
116	01/12/2011	08:48:28	0.005
117	01/12/2011	08:49:28	0.005
118	01/12/2011	08:50:28	0.005
119	01/12/2011	08:51:28	0.005
120	01/12/2011	08:52:28	0.005
121	01/12/2011	08:53:28	0.005
122	01/12/2011	08:54:28	0.005
123	01/12/2011	08:55:28	0.005
124	01/12/2011	08:56:28	0.006
125	01/12/2011	08:57:28	0.006
126	01/12/2011	08:58:28	0.006
127	01/12/2011	08:59:28	0.006
128	01/12/2011	09:00:28	0.006
129	01/12/2011	09:01:28	0.006
130	01/12/2011	09:02:28	0.005
131	01/12/2011	09:03:28	0.006
132	01/12/2011	09:04:28	0.005
133	01/12/2011	09:05:28	0.006
134	01/12/2011	09:06:28	0.006
135	01/12/2011	09:07:28	0.006
136	01/12/2011	09:08:28	0.006
137	01/12/2011	09:09:28	0.006
138	01/12/2011	09:10:28	0.006
139	01/12/2011	09:11:28	0.006
140	01/12/2011	09:12:28	0.006
141	01/12/2011	09:13:28	0.007
142	01/12/2011	09:14:28	0.007

Test Data			
Data Point	Date	Time	AEROSOL mg/m ³
143	01/12/2011	09:15:28	0.006
144	01/12/2011	09:16:28	0.006
145	01/12/2011	09:17:28	0.006
146	01/12/2011	09:18:28	0.006
147	01/12/2011	09:19:28	0.006
148	01/12/2011	09:20:28	0.006
149	01/12/2011	09:21:28	0.006
150	01/12/2011	09:22:28	0.006
151	01/12/2011	09:23:28	0.006
152	01/12/2011	09:24:28	0.007
153	01/12/2011	09:25:28	0.006
154	01/12/2011	09:26:28	0.006
155	01/12/2011	09:27:28	0.006
156	01/12/2011	09:28:28	0.007
157	01/12/2011	09:29:28	0.006
158	01/12/2011	09:30:28	0.006
159	01/12/2011	09:31:28	0.006
160	01/12/2011	09:32:28	0.006
161	01/12/2011	09:33:28	0.006
162	01/12/2011	09:34:28	0.006
163	01/12/2011	09:35:28	0.007
164	01/12/2011	09:36:28	0.006
165	01/12/2011	09:37:28	0.007
166	01/12/2011	09:38:28	0.006
167	01/12/2011	09:39:28	0.007
168	01/12/2011	09:40:28	0.007
169	01/12/2011	09:41:28	0.006
170	01/12/2011	09:42:28	0.006
171	01/12/2011	09:43:28	0.006
172	01/12/2011	09:44:28	0.006
173	01/12/2011	09:45:28	0.006
174	01/12/2011	09:46:28	0.009
175	01/12/2011	09:47:28	0.008
176	01/12/2011	09:48:28	0.008
177	01/12/2011	09:49:28	0.009
178	01/12/2011	09:50:28	0.007
179	01/12/2011	09:51:28	0.008
180	01/12/2011	09:52:28	0.007
181	01/12/2011	09:53:28	0.007
182	01/12/2011	09:54:28	0.007
183	01/12/2011	09:55:28	0.006
184	01/12/2011	09:56:28	0.006
185	01/12/2011	09:57:28	0.006
186	01/12/2011	09:58:28	0.006
187	01/12/2011	09:59:28	0.006
188	01/12/2011	10:00:28	0.006
189	01/12/2011	10:01:28	0.007
190	01/12/2011	10:02:28	0.006
191	01/12/2011	10:03:28	0.006
192	01/12/2011	10:04:28	0.006
193	01/12/2011	10:05:28	0.006

Test Data			
Data Point	Date	Time	AEROSOL mg/m ³
194	01/12/2011	10:06:28	0.006
195	01/12/2011	10:07:28	0.006
196	01/12/2011	10:08:28	0.006
197	01/12/2011	10:09:28	0.007
198	01/12/2011	10:10:28	0.006
199	01/12/2011	10:11:28	0.006
200	01/12/2011	10:12:28	0.006
201	01/12/2011	10:13:28	0.006
202	01/12/2011	10:14:28	0.006
203	01/12/2011	10:15:28	0.006
204	01/12/2011	10:16:28	0.007
205	01/12/2011	10:17:28	0.007
206	01/12/2011	10:18:28	0.007
207	01/12/2011	10:19:28	0.007
208	01/12/2011	10:20:28	0.007
209	01/12/2011	10:21:28	0.008
210	01/12/2011	10:22:28	0.008
211	01/12/2011	10:23:28	0.008
212	01/12/2011	10:24:28	0.009
213	01/12/2011	10:25:28	0.009
214	01/12/2011	10:26:28	0.009
215	01/12/2011	10:27:28	0.009
216	01/12/2011	10:28:28	0.009
217	01/12/2011	10:29:28	0.010
218	01/12/2011	10:30:28	0.010
219	01/12/2011	10:31:28	0.010
220	01/12/2011	10:32:28	0.010
221	01/12/2011	10:33:28	0.009
222	01/12/2011	10:34:28	0.010
223	01/12/2011	10:35:28	0.010
224	01/12/2011	10:36:28	0.010
225	01/12/2011	10:37:28	0.010
226	01/12/2011	10:38:28	0.011
227	01/12/2011	10:39:28	0.010
228	01/12/2011	10:40:28	0.010
229	01/12/2011	10:41:28	0.010
230	01/12/2011	10:42:28	0.010
231	01/12/2011	10:43:28	0.010
232	01/12/2011	10:44:28	0.010
233	01/12/2011	10:45:28	0.010
234	01/12/2011	10:46:28	0.010
235	01/12/2011	10:47:28	0.010
236	01/12/2011	10:48:28	0.009
237	01/12/2011	10:49:28	0.009
238	01/12/2011	10:50:28	0.009
239	01/12/2011	10:51:28	0.009
240	01/12/2011	10:52:28	0.009
241	01/12/2011	10:53:28	0.009
242	01/12/2011	10:54:28	0.009
243	01/12/2011	10:55:28	0.009
244	01/12/2011	10:56:28	0.009

Test Data			
Data Point	Date	Time	AEROSOL mg/m ³
245	01/12/2011	10:57:28	0.008
246	01/12/2011	10:58:28	0.008
247	01/12/2011	10:59:28	0.008
248	01/12/2011	11:00:28	0.008
249	01/12/2011	11:01:28	0.008
250	01/12/2011	11:02:28	0.009
251	01/12/2011	11:03:28	0.008
252	01/12/2011	11:04:28	0.008
253	01/12/2011	11:05:28	0.008
254	01/12/2011	11:06:28	0.008
255	01/12/2011	11:07:28	0.008
256	01/12/2011	11:08:28	0.008
257	01/12/2011	11:09:28	0.008
258	01/12/2011	11:10:28	0.009
259	01/12/2011	11:11:28	0.008
260	01/12/2011	11:12:28	0.008
261	01/12/2011	11:13:28	0.008
262	01/12/2011	11:14:28	0.008
263	01/12/2011	11:15:28	0.008
264	01/12/2011	11:16:28	0.008
265	01/12/2011	11:17:28	0.009
266	01/12/2011	11:18:28	0.009
267	01/12/2011	11:19:28	0.008
268	01/12/2011	11:20:28	0.008
269	01/12/2011	11:21:28	0.008
270	01/12/2011	11:22:28	0.008
271	01/12/2011	11:23:28	0.008
272	01/12/2011	11:24:28	0.008
273	01/12/2011	11:25:28	0.011
274	01/12/2011	11:26:28	0.008
275	01/12/2011	11:27:28	0.008
276	01/12/2011	11:28:28	0.007
277	01/12/2011	11:29:28	0.008
278	01/12/2011	11:30:28	0.008
279	01/12/2011	11:31:28	0.008
280	01/12/2011	11:32:28	0.008
281	01/12/2011	11:33:28	0.008
282	01/12/2011	11:34:28	0.008
283	01/12/2011	11:35:28	0.008
284	01/12/2011	11:36:28	0.008
285	01/12/2011	11:37:28	0.008
286	01/12/2011	11:38:28	0.008
287	01/12/2011	11:39:28	0.009
288	01/12/2011	11:40:28	0.009
289	01/12/2011	11:41:28	0.009
290	01/12/2011	11:42:28	0.009
291	01/12/2011	11:43:28	0.009
292	01/12/2011	11:44:28	0.009
293	01/12/2011	11:45:28	0.009
294	01/12/2011	11:46:28	0.009
295	01/12/2011	11:47:28	0.009

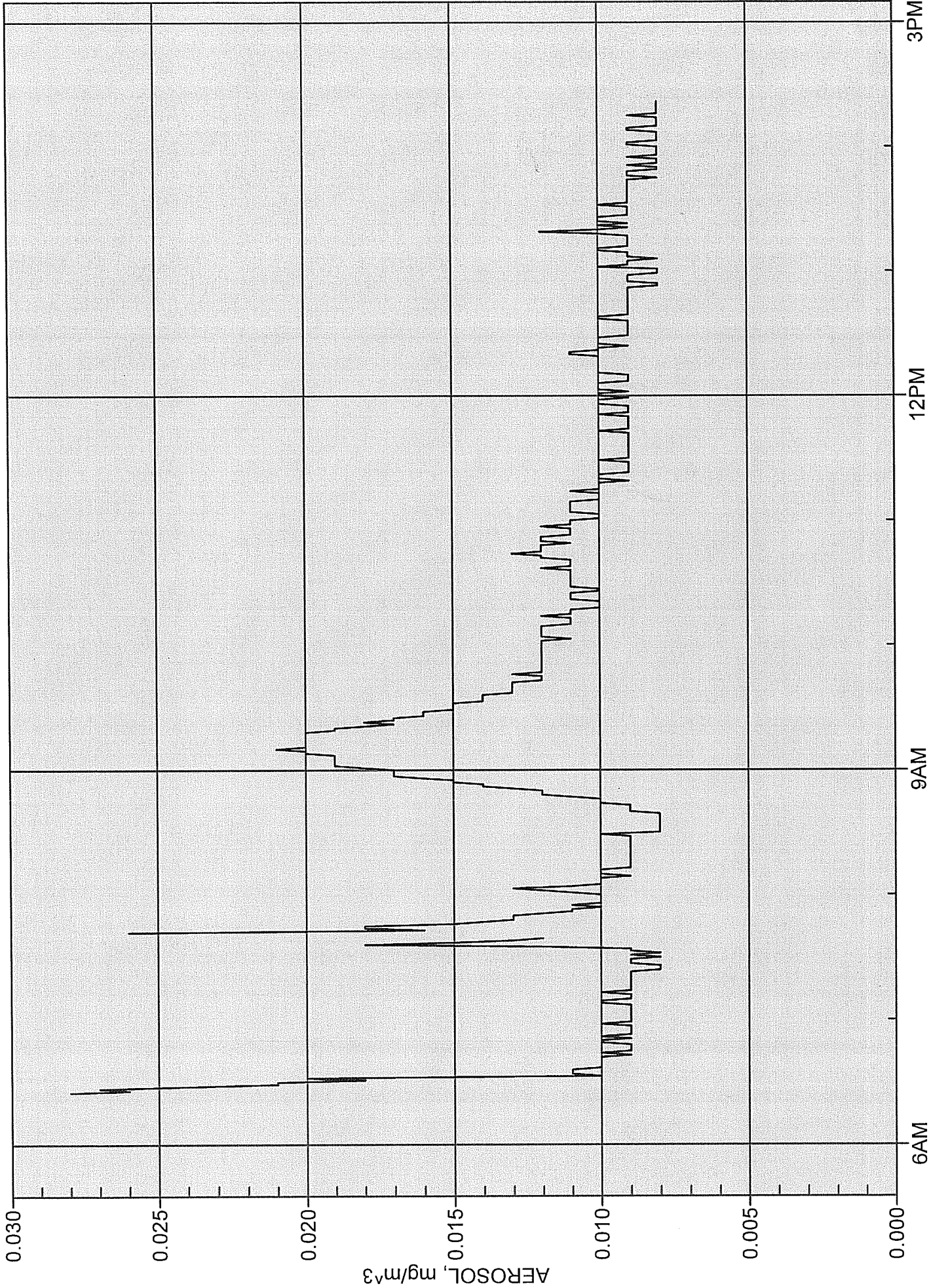
Test Data			
Data Point	Date	Time	AEROSOL mg/m ³
296	01/12/2011	11:48:28	0.009
297	01/12/2011	11:49:28	0.008
298	01/12/2011	11:50:28	0.009
299	01/12/2011	11:51:28	0.009
300	01/12/2011	11:52:28	0.009
301	01/12/2011	11:53:28	0.010
302	01/12/2011	11:54:28	0.009
303	01/12/2011	11:55:28	0.009
304	01/12/2011	11:56:28	0.009
305	01/12/2011	11:57:28	0.008
306	01/12/2011	11:58:28	0.008
307	01/12/2011	11:59:28	0.008
308	01/12/2011	12:00:28	0.008
309	01/12/2011	12:01:28	0.008
310	01/12/2011	12:02:28	0.008
311	01/12/2011	12:03:28	0.008
312	01/12/2011	12:04:28	0.008
313	01/12/2011	12:05:28	0.008
314	01/12/2011	12:06:28	0.008
315	01/12/2011	12:07:28	0.008
316	01/12/2011	12:08:28	0.008
317	01/12/2011	12:09:28	0.008
318	01/12/2011	12:10:28	0.008
319	01/12/2011	12:11:28	0.008
320	01/12/2011	12:12:28	0.008
321	01/12/2011	12:13:28	0.008
322	01/12/2011	12:14:28	0.008
323	01/12/2011	12:15:28	0.007
324	01/12/2011	12:16:28	0.007
325	01/12/2011	12:17:28	0.007
326	01/12/2011	12:18:28	0.007
327	01/12/2011	12:19:28	0.008
328	01/12/2011	12:20:28	0.008
329	01/12/2011	12:21:28	0.007
330	01/12/2011	12:22:28	0.007
331	01/12/2011	12:23:28	0.007
332	01/12/2011	12:24:28	0.007
333	01/12/2011	12:25:28	0.008
334	01/12/2011	12:26:28	0.008
335	01/12/2011	12:27:28	0.008
336	01/12/2011	12:28:28	0.008
337	01/12/2011	12:29:28	0.008
338	01/12/2011	12:30:28	0.008
339	01/12/2011	12:31:28	0.008
340	01/12/2011	12:32:28	0.008
341	01/12/2011	12:33:28	0.008
342	01/12/2011	12:34:28	0.008
343	01/12/2011	12:35:28	0.008
344	01/12/2011	12:36:28	0.007
345	01/12/2011	12:37:28	0.007
346	01/12/2011	12:38:28	0.008

Test Data			
Data Point	Date	Time	AEROSOL mg/m ³
347	01/12/2011	12:39:28	0.007
348	01/12/2011	12:40:28	0.007
349	01/12/2011	12:41:28	0.008
350	01/12/2011	12:42:28	0.008
351	01/12/2011	12:43:28	0.008
352	01/12/2011	12:44:28	0.007
353	01/12/2011	12:45:28	0.007
354	01/12/2011	12:46:28	0.008
355	01/12/2011	12:47:28	0.008
356	01/12/2011	12:48:28	0.008
357	01/12/2011	12:49:28	0.009
358	01/12/2011	12:50:28	0.009
359	01/12/2011	12:51:28	0.009
360	01/12/2011	12:52:28	0.009
361	01/12/2011	12:53:28	0.009
362	01/12/2011	12:54:28	0.010
363	01/12/2011	12:55:28	0.010
364	01/12/2011	12:56:28	0.010
365	01/12/2011	12:57:28	0.010
366	01/12/2011	12:58:28	0.010
367	01/12/2011	12:59:28	0.011
368	01/12/2011	13:00:28	0.011
369	01/12/2011	13:01:28	0.012
370	01/12/2011	13:02:28	0.012
371	01/12/2011	13:03:28	0.012
372	01/12/2011	13:04:28	0.012
373	01/12/2011	13:05:28	0.011
374	01/12/2011	13:06:28	0.012
375	01/12/2011	13:07:28	0.011
376	01/12/2011	13:08:28	0.011
377	01/12/2011	13:09:28	0.011
378	01/12/2011	13:10:28	0.010
379	01/12/2011	13:11:28	0.010
380	01/12/2011	13:12:28	0.010
381	01/12/2011	13:13:28	0.009
382	01/12/2011	13:14:28	0.009
383	01/12/2011	13:15:28	0.009
384	01/12/2011	13:16:28	0.009
385	01/12/2011	13:17:28	0.009
386	01/12/2011	13:18:28	0.009
387	01/12/2011	13:19:28	0.008
388	01/12/2011	13:20:28	0.008
389	01/12/2011	13:21:28	0.008
390	01/12/2011	13:22:28	0.008
391	01/12/2011	13:23:28	0.008
392	01/12/2011	13:24:28	0.008
393	01/12/2011	13:25:28	0.008
394	01/12/2011	13:26:28	0.007
395	01/12/2011	13:27:28	0.007
396	01/12/2011	13:28:28	0.008
397	01/12/2011	13:29:28	0.007

Test Data			
Data Point	Date	Time	AEROSOL mg/m ³
398	01/12/2011	13:30:28	0.007
399	01/12/2011	13:31:28	0.007
400	01/12/2011	13:32:28	0.008
401	01/12/2011	13:33:28	0.007
402	01/12/2011	13:34:28	0.007
403	01/12/2011	13:35:28	0.007
404	01/12/2011	13:36:28	0.007
405	01/12/2011	13:37:28	0.008
406	01/12/2011	13:38:28	0.008
407	01/12/2011	13:39:28	0.008
408	01/12/2011	13:40:28	0.008
409	01/12/2011	13:41:28	0.008
410	01/12/2011	13:42:28	0.007
411	01/12/2011	13:43:28	0.007
412	01/12/2011	13:44:28	0.008
413	01/12/2011	13:45:28	0.008
414	01/12/2011	13:46:28	0.008
415	01/12/2011	13:47:28	0.008
416	01/12/2011	13:48:28	0.008
417	01/12/2011	13:49:28	0.008
418	01/12/2011	13:50:28	0.008
419	01/12/2011	13:51:28	0.009
420	01/12/2011	13:52:28	0.008
421	01/12/2011	13:53:28	0.009
422	01/12/2011	13:54:28	0.009
423	01/12/2011	13:55:28	0.008
424	01/12/2011	13:56:28	0.008
425	01/12/2011	13:57:28	0.008
426	01/12/2011	13:58:28	0.009
427	01/12/2011	13:59:28	0.008
428	01/12/2011	14:00:28	0.008
429	01/12/2011	14:01:28	0.008
430	01/12/2011	14:02:28	0.008
431	01/12/2011	14:03:28	0.008
432	01/12/2011	14:04:28	0.008
433	01/12/2011	14:05:28	0.008
434	01/12/2011	14:06:28	0.007
435	01/12/2011	14:07:28	0.009
436	01/12/2011	14:08:28	0.008
437	01/12/2011	14:09:28	0.007
438	01/12/2011	14:10:28	0.007
439	01/12/2011	14:11:28	0.007
440	01/12/2011	14:12:28	0.006
441	01/12/2011	14:13:28	0.007
442	01/12/2011	14:14:28	0.006
443	01/12/2011	14:15:28	0.007
444	01/12/2011	14:16:28	0.007
445	01/12/2011	14:17:28	0.007
446	01/12/2011	14:18:28	0.006
447	01/12/2011	14:19:28	0.006
448	01/12/2011	14:20:28	0.006

Test Data			
Data Point	Date	Time	AEROSOL mg/m ³
449	01/12/2011	14:21:28	0.006
450	01/12/2011	14:22:28	0.006
451	01/12/2011	14:23:28	0.007
452	01/12/2011	14:24:28	0.007
453	01/12/2011	14:25:28	0.006
454	01/12/2011	14:26:28	0.006
455	01/12/2011	14:27:28	0.006
456	01/12/2011	14:28:28	0.006
457	01/12/2011	14:29:28	0.007
458	01/12/2011	14:30:28	0.007
459	01/12/2011	14:31:28	0.007
460	01/12/2011	14:32:28	0.006
461	01/12/2011	14:33:28	0.006
462	01/12/2011	14:34:28	0.006
463	01/12/2011	14:35:28	0.006
464	01/12/2011	14:36:28	0.006
465	01/12/2011	14:37:28	0.007
466	01/12/2011	14:38:28	0.007
467	01/12/2011	14:39:28	0.007
468	01/12/2011	14:40:28	0.007
469	01/12/2011	14:41:28	0.007
470	01/12/2011	14:42:28	0.008
471	01/12/2011	14:43:28	0.007
472	01/12/2011	14:44:28	0.007
473	01/12/2011	14:45:28	0.008
474	01/12/2011	14:46:28	0.007
475	01/12/2011	14:47:28	0.007
476	01/12/2011	14:48:28	0.007
477	01/12/2011	14:49:28	0.007
478	01/12/2011	14:50:28	0.007
479	01/12/2011	14:51:28	0.007
480	01/12/2011	14:52:28	0.007
481	01/12/2011	14:53:28	0.007

MSU Erickson Hall
AHU #3



6AM
13 Thu Jan 2011

Date & Time

12PM

3PM

Test 001

Instrument		Data Properties	
Model	DustTrak II	Start Date	01/13/2011
Instrument S/N	8530083903	Start Time	06:22:00
		Stop Date	01/13/2011
		Stop Time	14:22:00
		Total Time	0:08:00:00
		Logging Interval	60 seconds

Test Data			
Data Point	Date	Time	AEROSOL mg/m ³
1	01/13/2011	06:23:00	0.104
2	01/13/2011	06:24:00	0.031
3	01/13/2011	06:25:00	0.028
4	01/13/2011	06:26:00	0.026
5	01/13/2011	06:27:00	0.027
6	01/13/2011	06:28:00	0.024
7	01/13/2011	06:29:00	0.021
8	01/13/2011	06:30:00	0.021
9	01/13/2011	06:31:00	0.018
10	01/13/2011	06:32:00	0.020
11	01/13/2011	06:33:00	0.010
12	01/13/2011	06:34:00	0.011
13	01/13/2011	06:35:00	0.011
14	01/13/2011	06:36:00	0.011
15	01/13/2011	06:37:00	0.010
16	01/13/2011	06:38:00	0.010
17	01/13/2011	06:39:00	0.010
18	01/13/2011	06:40:00	0.010
19	01/13/2011	06:41:00	0.010
20	01/13/2011	06:42:00	0.010
21	01/13/2011	06:43:00	0.009
22	01/13/2011	06:44:00	0.010
23	01/13/2011	06:45:00	0.009
24	01/13/2011	06:46:00	0.009
25	01/13/2011	06:47:00	0.009
26	01/13/2011	06:48:00	0.009
27	01/13/2011	06:49:00	0.010
28	01/13/2011	06:50:00	0.010
29	01/13/2011	06:51:00	0.009
30	01/13/2011	06:52:00	0.010
31	01/13/2011	06:53:00	0.009
32	01/13/2011	06:54:00	0.009
33	01/13/2011	06:55:00	0.009
34	01/13/2011	06:56:00	0.009
35	01/13/2011	06:57:00	0.009
36	01/13/2011	06:58:00	0.010
37	01/13/2011	06:59:00	0.009
38	01/13/2011	07:00:00	0.009
39	01/13/2011	07:01:00	0.009
40	01/13/2011	07:02:00	0.009

Test Data			
Data Point	Date	Time	AEROSOL mg/m ³
41	01/13/2011	07:03:00	0.009
42	01/13/2011	07:04:00	0.009
43	01/13/2011	07:05:00	0.009
44	01/13/2011	07:06:00	0.009
45	01/13/2011	07:07:00	0.009
46	01/13/2011	07:08:00	0.010
47	01/13/2011	07:09:00	0.010
48	01/13/2011	07:10:00	0.009
49	01/13/2011	07:11:00	0.009
50	01/13/2011	07:12:00	0.009
51	01/13/2011	07:13:00	0.010
52	01/13/2011	07:14:00	0.009
53	01/13/2011	07:15:00	0.009
54	01/13/2011	07:16:00	0.009
55	01/13/2011	07:17:00	0.009
56	01/13/2011	07:18:00	0.009
57	01/13/2011	07:19:00	0.009
58	01/13/2011	07:20:00	0.009
59	01/13/2011	07:21:00	0.009
60	01/13/2011	07:22:00	0.009
61	01/13/2011	07:23:00	0.009
62	01/13/2011	07:24:00	0.008
63	01/13/2011	07:25:00	0.008
64	01/13/2011	07:26:00	0.008
65	01/13/2011	07:27:00	0.009
66	01/13/2011	07:28:00	0.009
67	01/13/2011	07:29:00	0.009
68	01/13/2011	07:30:00	0.008
69	01/13/2011	07:31:00	0.009
70	01/13/2011	07:32:00	0.008
71	01/13/2011	07:33:00	0.009
72	01/13/2011	07:34:00	0.009
73	01/13/2011	07:35:00	0.012
74	01/13/2011	07:36:00	0.018
75	01/13/2011	07:37:00	0.015
76	01/13/2011	07:38:00	0.013
77	01/13/2011	07:39:00	0.012
78	01/13/2011	07:40:00	0.065
79	01/13/2011	07:41:00	0.066
80	01/13/2011	07:42:00	0.026
81	01/13/2011	07:43:00	0.016
82	01/13/2011	07:44:00	0.018
83	01/13/2011	07:45:00	0.018
84	01/13/2011	07:46:00	0.015
85	01/13/2011	07:47:00	0.014
86	01/13/2011	07:48:00	0.013
87	01/13/2011	07:49:00	0.013
88	01/13/2011	07:50:00	0.013
89	01/13/2011	07:51:00	0.012
90	01/13/2011	07:52:00	0.011
91	01/13/2011	07:53:00	0.011

Test Data			
Data Point	Date	Time	AEROSOL mg/m ³
92	01/13/2011	07:54:00	0.010
93	01/13/2011	07:55:00	0.011
94	01/13/2011	07:56:00	0.010
95	01/13/2011	07:57:00	0.010
96	01/13/2011	07:58:00	0.010
97	01/13/2011	07:59:00	0.010
98	01/13/2011	08:00:00	0.010
99	01/13/2011	08:01:00	0.011
100	01/13/2011	08:02:00	0.012
101	01/13/2011	08:03:00	0.013
102	01/13/2011	08:04:00	0.011
103	01/13/2011	08:05:00	0.010
104	01/13/2011	08:06:00	0.010
105	01/13/2011	08:07:00	0.010
106	01/13/2011	08:08:00	0.010
107	01/13/2011	08:09:00	0.009
108	01/13/2011	08:10:00	0.010
109	01/13/2011	08:11:00	0.010
110	01/13/2011	08:12:00	0.010
111	01/13/2011	08:13:00	0.009
112	01/13/2011	08:14:00	0.009
113	01/13/2011	08:15:00	0.009
114	01/13/2011	08:16:00	0.009
115	01/13/2011	08:17:00	0.009
116	01/13/2011	08:18:00	0.009
117	01/13/2011	08:19:00	0.009
118	01/13/2011	08:20:00	0.009
119	01/13/2011	08:21:00	0.009
120	01/13/2011	08:22:00	0.009
121	01/13/2011	08:23:00	0.009
122	01/13/2011	08:24:00	0.009
123	01/13/2011	08:25:00	0.009
124	01/13/2011	08:26:00	0.009
125	01/13/2011	08:27:00	0.009
126	01/13/2011	08:28:00	0.009
127	01/13/2011	08:29:00	0.010
128	01/13/2011	08:30:00	0.008
129	01/13/2011	08:31:00	0.008
130	01/13/2011	08:32:00	0.008
131	01/13/2011	08:33:00	0.008
132	01/13/2011	08:34:00	0.008
133	01/13/2011	08:35:00	0.008
134	01/13/2011	08:36:00	0.008
135	01/13/2011	08:37:00	0.008
136	01/13/2011	08:38:00	0.008
137	01/13/2011	08:39:00	0.008
138	01/13/2011	08:40:00	0.009
139	01/13/2011	08:41:00	0.009
140	01/13/2011	08:42:00	0.009
141	01/13/2011	08:43:00	0.009
142	01/13/2011	08:44:00	0.010

Test Data			
Data Point	Date	Time	AEROSOL mg/m ³
143	01/13/2011	08:45:00	0.010
144	01/13/2011	08:46:00	0.010
145	01/13/2011	08:47:00	0.011
146	01/13/2011	08:48:00	0.012
147	01/13/2011	08:49:00	0.012
148	01/13/2011	08:50:00	0.012
149	01/13/2011	08:51:00	0.013
150	01/13/2011	08:52:00	0.014
151	01/13/2011	08:53:00	0.014
152	01/13/2011	08:54:00	0.015
153	01/13/2011	08:55:00	0.015
154	01/13/2011	08:56:00	0.016
155	01/13/2011	08:57:00	0.017
156	01/13/2011	08:58:00	0.017
157	01/13/2011	08:59:00	0.017
158	01/13/2011	09:00:00	0.017
159	01/13/2011	09:01:00	0.018
160	01/13/2011	09:02:00	0.019
161	01/13/2011	09:03:00	0.019
162	01/13/2011	09:04:00	0.019
163	01/13/2011	09:05:00	0.019
164	01/13/2011	09:06:00	0.019
165	01/13/2011	09:07:00	0.019
166	01/13/2011	09:08:00	0.020
167	01/13/2011	09:09:00	0.020
168	01/13/2011	09:10:00	0.021
169	01/13/2011	09:11:00	0.020
170	01/13/2011	09:12:00	0.020
171	01/13/2011	09:13:00	0.020
172	01/13/2011	09:14:00	0.020
173	01/13/2011	09:15:00	0.020
174	01/13/2011	09:16:00	0.020
175	01/13/2011	09:17:00	0.020
176	01/13/2011	09:18:00	0.020
177	01/13/2011	09:19:00	0.019
178	01/13/2011	09:20:00	0.019
179	01/13/2011	09:21:00	0.018
180	01/13/2011	09:22:00	0.017
181	01/13/2011	09:23:00	0.018
182	01/13/2011	09:24:00	0.017
183	01/13/2011	09:25:00	0.017
184	01/13/2011	09:26:00	0.016
185	01/13/2011	09:27:00	0.016
186	01/13/2011	09:28:00	0.016
187	01/13/2011	09:29:00	0.015
188	01/13/2011	09:30:00	0.015
189	01/13/2011	09:31:00	0.015
190	01/13/2011	09:32:00	0.015
191	01/13/2011	09:33:00	0.014
192	01/13/2011	09:34:00	0.014
193	01/13/2011	09:35:00	0.014

Test Data			
Data Point	Date	Time	AEROSOL mg/m ³
194	01/13/2011	09:36:00	0.014
195	01/13/2011	09:37:00	0.013
196	01/13/2011	09:38:00	0.013
197	01/13/2011	09:39:00	0.013
198	01/13/2011	09:40:00	0.013
199	01/13/2011	09:41:00	0.013
200	01/13/2011	09:42:00	0.013
201	01/13/2011	09:43:00	0.012
202	01/13/2011	09:44:00	0.012
203	01/13/2011	09:45:00	0.012
204	01/13/2011	09:46:00	0.013
205	01/13/2011	09:47:00	0.012
206	01/13/2011	09:48:00	0.012
207	01/13/2011	09:49:00	0.012
208	01/13/2011	09:50:00	0.012
209	01/13/2011	09:51:00	0.012
210	01/13/2011	09:52:00	0.012
211	01/13/2011	09:53:00	0.012
212	01/13/2011	09:54:00	0.012
213	01/13/2011	09:55:00	0.012
214	01/13/2011	09:56:00	0.012
215	01/13/2011	09:57:00	0.012
216	01/13/2011	09:58:00	0.012
217	01/13/2011	09:59:00	0.012
218	01/13/2011	10:00:00	0.012
219	01/13/2011	10:01:00	0.012
220	01/13/2011	10:02:00	0.012
221	01/13/2011	10:03:00	0.011
222	01/13/2011	10:04:00	0.012
223	01/13/2011	10:05:00	0.012
224	01/13/2011	10:06:00	0.012
225	01/13/2011	10:07:00	0.012
226	01/13/2011	10:08:00	0.012
227	01/13/2011	10:09:00	0.012
228	01/13/2011	10:10:00	0.011
229	01/13/2011	10:11:00	0.011
230	01/13/2011	10:12:00	0.011
231	01/13/2011	10:13:00	0.011
232	01/13/2011	10:14:00	0.012
233	01/13/2011	10:15:00	0.011
234	01/13/2011	10:16:00	0.011
235	01/13/2011	10:17:00	0.011
236	01/13/2011	10:18:00	0.010
237	01/13/2011	10:19:00	0.010
238	01/13/2011	10:20:00	0.010
239	01/13/2011	10:21:00	0.010
240	01/13/2011	10:22:00	0.011
241	01/13/2011	10:23:00	0.011
242	01/13/2011	10:24:00	0.011
243	01/13/2011	10:25:00	0.011
244	01/13/2011	10:26:00	0.010

Test Data			
Data Point	Date	Time	AEROSOL mg/m ³
245	01/13/2011	10:27:00	0.010
246	01/13/2011	10:28:00	0.011
247	01/13/2011	10:29:00	0.011
248	01/13/2011	10:30:00	0.011
249	01/13/2011	10:31:00	0.011
250	01/13/2011	10:32:00	0.011
251	01/13/2011	10:33:00	0.011
252	01/13/2011	10:34:00	0.011
253	01/13/2011	10:35:00	0.011
254	01/13/2011	10:36:00	0.011
255	01/13/2011	10:37:00	0.012
256	01/13/2011	10:38:00	0.011
257	01/13/2011	10:39:00	0.011
258	01/13/2011	10:40:00	0.011
259	01/13/2011	10:41:00	0.011
260	01/13/2011	10:42:00	0.012
261	01/13/2011	10:43:00	0.012
262	01/13/2011	10:44:00	0.013
263	01/13/2011	10:45:00	0.012
264	01/13/2011	10:46:00	0.012
265	01/13/2011	10:47:00	0.012
266	01/13/2011	10:48:00	0.012
267	01/13/2011	10:49:00	0.011
268	01/13/2011	10:50:00	0.012
269	01/13/2011	10:51:00	0.012
270	01/13/2011	10:52:00	0.012
271	01/13/2011	10:53:00	0.011
272	01/13/2011	10:54:00	0.011
273	01/13/2011	10:55:00	0.011
274	01/13/2011	10:56:00	0.011
275	01/13/2011	10:57:00	0.012
276	01/13/2011	10:58:00	0.011
277	01/13/2011	10:59:00	0.011
278	01/13/2011	11:00:00	0.011
279	01/13/2011	11:01:00	0.010
280	01/13/2011	11:02:00	0.010
281	01/13/2011	11:03:00	0.010
282	01/13/2011	11:04:00	0.011
283	01/13/2011	11:05:00	0.011
284	01/13/2011	11:06:00	0.011
285	01/13/2011	11:07:00	0.011
286	01/13/2011	11:08:00	0.011
287	01/13/2011	11:09:00	0.011
288	01/13/2011	11:10:00	0.010
289	01/13/2011	11:11:00	0.010
290	01/13/2011	11:12:00	0.010
291	01/13/2011	11:13:00	0.010
292	01/13/2011	11:14:00	0.011
293	01/13/2011	11:15:00	0.010
294	01/13/2011	11:16:00	0.010
295	01/13/2011	11:17:00	0.010

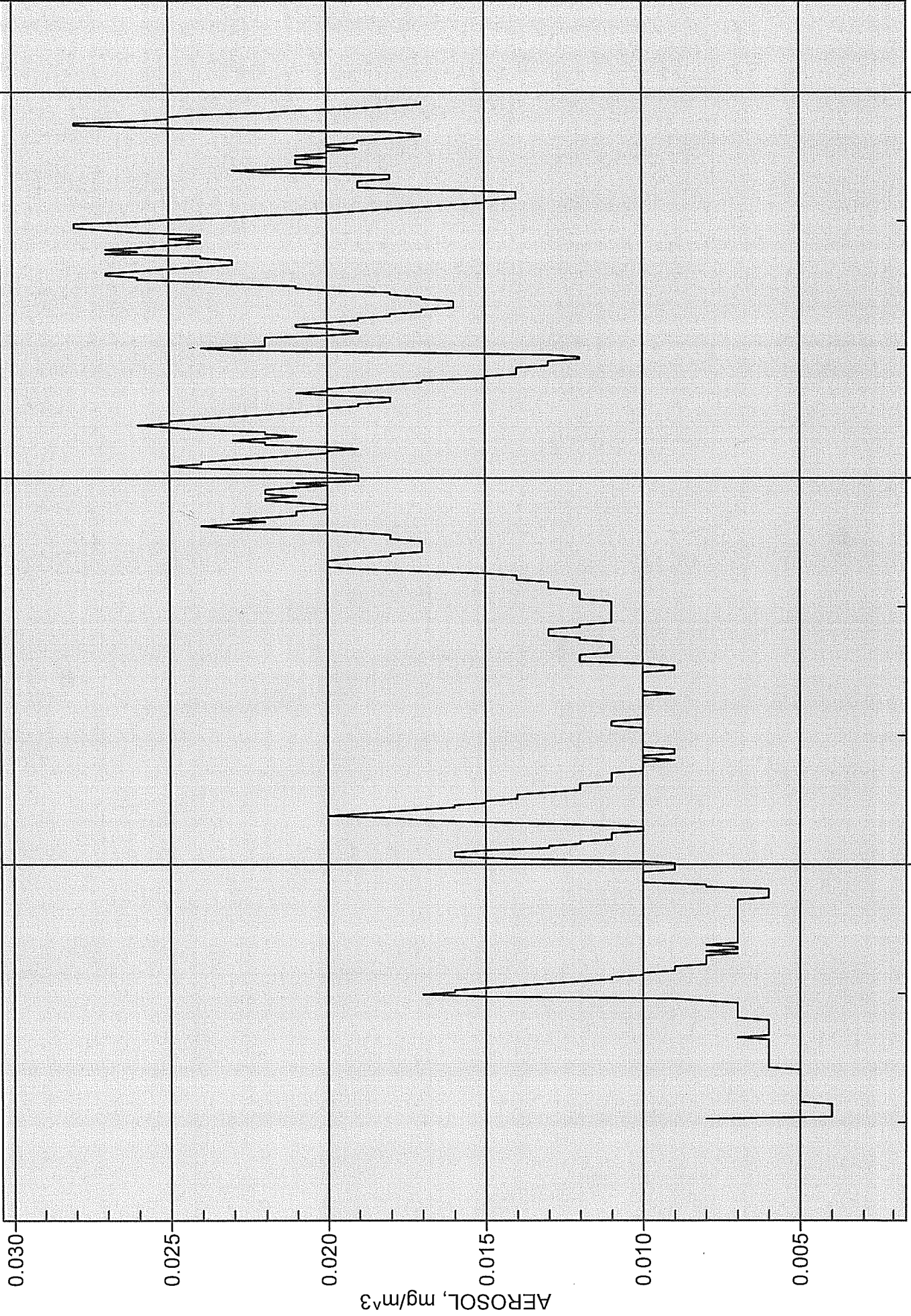
Test Data			
Data Point	Date	Time	AEROSOL mg/m ³
296	01/13/2011	11:18:00	0.010
297	01/13/2011	11:19:00	0.009
298	01/13/2011	11:20:00	0.010
299	01/13/2011	11:21:00	0.010
300	01/13/2011	11:22:00	0.010
301	01/13/2011	11:23:00	0.009
302	01/13/2011	11:24:00	0.009
303	01/13/2011	11:25:00	0.009
304	01/13/2011	11:26:00	0.009
305	01/13/2011	11:27:00	0.009
306	01/13/2011	11:28:00	0.009
307	01/13/2011	11:29:00	0.010
308	01/13/2011	11:30:00	0.009
309	01/13/2011	11:31:00	0.009
310	01/13/2011	11:32:00	0.009
311	01/13/2011	11:33:00	0.009
312	01/13/2011	11:34:00	0.009
313	01/13/2011	11:35:00	0.009
314	01/13/2011	11:36:00	0.009
315	01/13/2011	11:37:00	0.009
316	01/13/2011	11:38:00	0.009
317	01/13/2011	11:39:00	0.009
318	01/13/2011	11:40:00	0.009
319	01/13/2011	11:41:00	0.009
320	01/13/2011	11:42:00	0.009
321	01/13/2011	11:43:00	0.010
322	01/13/2011	11:44:00	0.009
323	01/13/2011	11:45:00	0.009
324	01/13/2011	11:46:00	0.009
325	01/13/2011	11:47:00	0.009
326	01/13/2011	11:48:00	0.009
327	01/13/2011	11:49:00	0.009
328	01/13/2011	11:50:00	0.009
329	01/13/2011	11:51:00	0.010
330	01/13/2011	11:52:00	0.009
331	01/13/2011	11:53:00	0.009
332	01/13/2011	11:54:00	0.009
333	01/13/2011	11:55:00	0.009
334	01/13/2011	11:56:00	0.010
335	01/13/2011	11:57:00	0.010
336	01/13/2011	11:58:00	0.010
337	01/13/2011	11:59:00	0.009
338	01/13/2011	12:00:00	0.010
339	01/13/2011	12:01:00	0.010
340	01/13/2011	12:02:00	0.009
341	01/13/2011	12:03:00	0.010
342	01/13/2011	12:04:00	0.010
343	01/13/2011	12:05:00	0.010
344	01/13/2011	12:06:00	0.010
345	01/13/2011	12:07:00	0.009
346	01/13/2011	12:08:00	0.009

Test Data			
Data Point	Date	Time	AEROSOL mg/m ³
347	01/13/2011	12:09:00	0.009
348	01/13/2011	12:10:00	0.009
349	01/13/2011	12:11:00	0.010
350	01/13/2011	12:12:00	0.010
351	01/13/2011	12:13:00	0.010
352	01/13/2011	12:14:00	0.010
353	01/13/2011	12:15:00	0.010
354	01/13/2011	12:16:00	0.010
355	01/13/2011	12:17:00	0.010
356	01/13/2011	12:18:00	0.010
357	01/13/2011	12:19:00	0.010
358	01/13/2011	12:20:00	0.011
359	01/13/2011	12:21:00	0.011
360	01/13/2011	12:22:00	0.010
361	01/13/2011	12:23:00	0.010
362	01/13/2011	12:24:00	0.009
363	01/13/2011	12:25:00	0.010
364	01/13/2011	12:26:00	0.010
365	01/13/2011	12:27:00	0.010
366	01/13/2011	12:28:00	0.010
367	01/13/2011	12:29:00	0.009
368	01/13/2011	12:30:00	0.009
369	01/13/2011	12:31:00	0.009
370	01/13/2011	12:32:00	0.009
371	01/13/2011	12:33:00	0.009
372	01/13/2011	12:34:00	0.009
373	01/13/2011	12:35:00	0.009
374	01/13/2011	12:36:00	0.009
375	01/13/2011	12:37:00	0.010
376	01/13/2011	12:38:00	0.010
377	01/13/2011	12:39:00	0.009
378	01/13/2011	12:40:00	0.009
379	01/13/2011	12:41:00	0.009
380	01/13/2011	12:42:00	0.009
381	01/13/2011	12:43:00	0.009
382	01/13/2011	12:44:00	0.009
383	01/13/2011	12:45:00	0.009
384	01/13/2011	12:46:00	0.009
385	01/13/2011	12:47:00	0.009
386	01/13/2011	12:48:00	0.009
387	01/13/2011	12:49:00	0.009
388	01/13/2011	12:50:00	0.009
389	01/13/2011	12:51:00	0.009
390	01/13/2011	12:52:00	0.009
391	01/13/2011	12:53:00	0.008
392	01/13/2011	12:54:00	0.008
393	01/13/2011	12:55:00	0.009
394	01/13/2011	12:56:00	0.009
395	01/13/2011	12:57:00	0.009
396	01/13/2011	12:58:00	0.009
397	01/13/2011	12:59:00	0.008

Test Data			
Data Point	Date	Time	AEROSOL mg/m ³
398	01/13/2011	13:00:00	0.008
399	01/13/2011	13:01:00	0.008
400	01/13/2011	13:02:00	0.010
401	01/13/2011	13:03:00	0.009
402	01/13/2011	13:04:00	0.009
403	01/13/2011	13:05:00	0.009
404	01/13/2011	13:06:00	0.008
405	01/13/2011	13:07:00	0.009
406	01/13/2011	13:08:00	0.009
407	01/13/2011	13:09:00	0.009
408	01/13/2011	13:10:00	0.010
409	01/13/2011	13:11:00	0.010
410	01/13/2011	13:12:00	0.009
411	01/13/2011	13:13:00	0.009
412	01/13/2011	13:14:00	0.009
413	01/13/2011	13:15:00	0.009
414	01/13/2011	13:16:00	0.009
415	01/13/2011	13:17:00	0.009
416	01/13/2011	13:18:00	0.010
417	01/13/2011	13:19:00	0.012
418	01/13/2011	13:20:00	0.010
419	01/13/2011	13:21:00	0.009
420	01/13/2011	13:22:00	0.010
421	01/13/2011	13:23:00	0.009
422	01/13/2011	13:24:00	0.010
423	01/13/2011	13:25:00	0.010
424	01/13/2011	13:26:00	0.010
425	01/13/2011	13:27:00	0.009
426	01/13/2011	13:28:00	0.009
427	01/13/2011	13:29:00	0.009
428	01/13/2011	13:30:00	0.009
429	01/13/2011	13:31:00	0.009
430	01/13/2011	13:32:00	0.010
431	01/13/2011	13:33:00	0.009
432	01/13/2011	13:34:00	0.009
433	01/13/2011	13:35:00	0.009
434	01/13/2011	13:36:00	0.009
435	01/13/2011	13:37:00	0.009
436	01/13/2011	13:38:00	0.009
437	01/13/2011	13:39:00	0.009
438	01/13/2011	13:40:00	0.009
439	01/13/2011	13:41:00	0.009
440	01/13/2011	13:42:00	0.009
441	01/13/2011	13:43:00	0.009
442	01/13/2011	13:44:00	0.009
443	01/13/2011	13:45:00	0.008
444	01/13/2011	13:46:00	0.009
445	01/13/2011	13:47:00	0.009
446	01/13/2011	13:48:00	0.009
447	01/13/2011	13:49:00	0.008
448	01/13/2011	13:50:00	0.008

Test Data			
Data Point	Date	Time	AEROSOL mg/m ³
449	01/13/2011	13:51:00	0.009
450	01/13/2011	13:52:00	0.008
451	01/13/2011	13:53:00	0.008
452	01/13/2011	13:54:00	0.008
453	01/13/2011	13:55:00	0.009
454	01/13/2011	13:56:00	0.008
455	01/13/2011	13:57:00	0.008
456	01/13/2011	13:58:00	0.008
457	01/13/2011	13:59:00	0.008
458	01/13/2011	14:00:00	0.008
459	01/13/2011	14:01:00	0.009
460	01/13/2011	14:02:00	0.009
461	01/13/2011	14:03:00	0.008
462	01/13/2011	14:04:00	0.008
463	01/13/2011	14:05:00	0.008
464	01/13/2011	14:06:00	0.008
465	01/13/2011	14:07:00	0.008
466	01/13/2011	14:08:00	0.009
467	01/13/2011	14:09:00	0.009
468	01/13/2011	14:10:00	0.008
469	01/13/2011	14:11:00	0.008
470	01/13/2011	14:12:00	0.008
471	01/13/2011	14:13:00	0.008
472	01/13/2011	14:14:00	0.008
473	01/13/2011	14:15:00	0.009
474	01/13/2011	14:16:00	0.008
475	01/13/2011	14:17:00	0.008
476	01/13/2011	14:18:00	0.008
477	01/13/2011	14:19:00	0.008
478	01/13/2011	14:20:00	0.008
479	01/13/2011	14:21:00	0.008
480	01/13/2011	14:22:00	0.008

MSU Erickson Hall
AHU #2



12 Wed Jan 2011

3PM

12PM

Date & Time

9AM

Test 001

Instrument		Data Properties	
Model	DustTrak II	Start Date	01/12/2011
Instrument S/N	8530101818	Start Time	07:00:30
		Stop Date	01/12/2011
		Stop Time	14:55:30
		Total Time	0:07:55:00
		Logging Interval	60 seconds

Test Data			
Data Point	Date	Time	AEROSOL mg/m ³
1	01/12/2011	07:01:30	0.008
2	01/12/2011	07:02:30	0.004
3	01/12/2011	07:03:30	0.004
4	01/12/2011	07:04:30	0.004
5	01/12/2011	07:05:30	0.004
6	01/12/2011	07:06:30	0.004
7	01/12/2011	07:07:30	0.004
8	01/12/2011	07:08:30	0.004
9	01/12/2011	07:09:30	0.005
10	01/12/2011	07:10:30	0.005
11	01/12/2011	07:11:30	0.005
12	01/12/2011	07:12:30	0.005
13	01/12/2011	07:13:30	0.005
14	01/12/2011	07:14:30	0.005
15	01/12/2011	07:15:30	0.005
16	01/12/2011	07:16:30	0.005
17	01/12/2011	07:17:30	0.005
18	01/12/2011	07:18:30	0.005
19	01/12/2011	07:19:30	0.005
20	01/12/2011	07:20:30	0.005
21	01/12/2011	07:21:30	0.005
22	01/12/2011	07:22:30	0.005
23	01/12/2011	07:23:30	0.005
24	01/12/2011	07:24:30	0.005
25	01/12/2011	07:25:30	0.006
26	01/12/2011	07:26:30	0.006
27	01/12/2011	07:27:30	0.006
28	01/12/2011	07:28:30	0.006
29	01/12/2011	07:29:30	0.006
30	01/12/2011	07:30:30	0.006
31	01/12/2011	07:31:30	0.006
32	01/12/2011	07:32:30	0.006
33	01/12/2011	07:33:30	0.006
34	01/12/2011	07:34:30	0.006
35	01/12/2011	07:35:30	0.006
36	01/12/2011	07:36:30	0.006
37	01/12/2011	07:37:30	0.006
38	01/12/2011	07:38:30	0.006
39	01/12/2011	07:39:30	0.007
40	01/12/2011	07:40:30	0.006

Test Data			
Data Point	Date	Time	AEROSOL mg/m ³
41	01/12/2011	07:41:30	0.006
42	01/12/2011	07:42:30	0.006
43	01/12/2011	07:43:30	0.006
44	01/12/2011	07:44:30	0.006
45	01/12/2011	07:45:30	0.006
46	01/12/2011	07:46:30	0.006
47	01/12/2011	07:47:30	0.006
48	01/12/2011	07:48:30	0.007
49	01/12/2011	07:49:30	0.007
50	01/12/2011	07:50:30	0.007
51	01/12/2011	07:51:30	0.007
52	01/12/2011	07:52:30	0.007
53	01/12/2011	07:53:30	0.007
54	01/12/2011	07:54:30	0.007
55	01/12/2011	07:55:30	0.007
56	01/12/2011	07:56:30	0.008
57	01/12/2011	07:57:30	0.009
58	01/12/2011	07:58:30	0.015
59	01/12/2011	07:59:30	0.017
60	01/12/2011	08:00:30	0.016
61	01/12/2011	08:01:30	0.016
62	01/12/2011	08:02:30	0.015
63	01/12/2011	08:03:30	0.014
64	01/12/2011	08:04:30	0.013
65	01/12/2011	08:05:30	0.012
66	01/12/2011	08:06:30	0.011
67	01/12/2011	08:07:30	0.011
68	01/12/2011	08:08:30	0.010
69	01/12/2011	08:09:30	0.010
70	01/12/2011	08:10:30	0.009
71	01/12/2011	08:11:30	0.009
72	01/12/2011	08:12:30	0.009
73	01/12/2011	08:13:30	0.008
74	01/12/2011	08:14:30	0.008
75	01/12/2011	08:15:30	0.008
76	01/12/2011	08:16:30	0.008
77	01/12/2011	08:17:30	0.008
78	01/12/2011	08:18:30	0.007
79	01/12/2011	08:19:30	0.008
80	01/12/2011	08:20:30	0.007
81	01/12/2011	08:21:30	0.007
82	01/12/2011	08:22:30	0.008
83	01/12/2011	08:23:30	0.007
84	01/12/2011	08:24:30	0.007
85	01/12/2011	08:25:30	0.007
86	01/12/2011	08:26:30	0.007
87	01/12/2011	08:27:30	0.007
88	01/12/2011	08:28:30	0.007
89	01/12/2011	08:29:30	0.007
90	01/12/2011	08:30:30	0.007
91	01/12/2011	08:31:30	0.007

Test Data			
Data Point	Date	Time	AEROSOL mg/m ³
92	01/12/2011	08:32:30	0.007
93	01/12/2011	08:33:30	0.007
94	01/12/2011	08:34:30	0.007
95	01/12/2011	08:35:30	0.007
96	01/12/2011	08:36:30	0.007
97	01/12/2011	08:37:30	0.007
98	01/12/2011	08:38:30	0.007
99	01/12/2011	08:39:30	0.007
100	01/12/2011	08:40:30	0.007
101	01/12/2011	08:41:30	0.007
102	01/12/2011	08:42:30	0.007
103	01/12/2011	08:43:30	0.007
104	01/12/2011	08:44:30	0.006
105	01/12/2011	08:45:30	0.006
106	01/12/2011	08:46:30	0.006
107	01/12/2011	08:47:30	0.006
108	01/12/2011	08:48:30	0.006
109	01/12/2011	08:49:30	0.008
110	01/12/2011	08:50:30	0.008
111	01/12/2011	08:51:30	0.010
112	01/12/2011	08:52:30	0.010
113	01/12/2011	08:53:30	0.010
114	01/12/2011	08:54:30	0.010
115	01/12/2011	08:55:30	0.010
116	01/12/2011	08:56:30	0.010
117	01/12/2011	08:57:30	0.009
118	01/12/2011	08:58:30	0.009
119	01/12/2011	08:59:30	0.009
120	01/12/2011	09:00:30	0.009
121	01/12/2011	09:01:30	0.010
122	01/12/2011	09:02:30	0.014
123	01/12/2011	09:03:30	0.016
124	01/12/2011	09:04:30	0.016
125	01/12/2011	09:05:30	0.016
126	01/12/2011	09:06:30	0.015
127	01/12/2011	09:07:30	0.013
128	01/12/2011	09:08:30	0.013
129	01/12/2011	09:09:30	0.012
130	01/12/2011	09:10:30	0.012
131	01/12/2011	09:11:30	0.011
132	01/12/2011	09:12:30	0.011
133	01/12/2011	09:13:30	0.011
134	01/12/2011	09:14:30	0.011
135	01/12/2011	09:15:30	0.010
136	01/12/2011	09:16:30	0.010
137	01/12/2011	09:17:30	0.010
138	01/12/2011	09:18:30	0.012
139	01/12/2011	09:19:30	0.015
140	01/12/2011	09:20:30	0.017
141	01/12/2011	09:21:30	0.018
142	01/12/2011	09:22:30	0.020

Test Data			
Data Point	Date	Time	AEROSOL mg/m ³
143	01/12/2011	09:23:30	0.019
144	01/12/2011	09:24:30	0.018
145	01/12/2011	09:25:30	0.017
146	01/12/2011	09:26:30	0.016
147	01/12/2011	09:27:30	0.016
148	01/12/2011	09:28:30	0.015
149	01/12/2011	09:29:30	0.015
150	01/12/2011	09:30:30	0.014
151	01/12/2011	09:31:30	0.014
152	01/12/2011	09:32:30	0.014
153	01/12/2011	09:33:30	0.013
154	01/12/2011	09:34:30	0.012
155	01/12/2011	09:35:30	0.012
156	01/12/2011	09:36:30	0.012
157	01/12/2011	09:37:30	0.012
158	01/12/2011	09:38:30	0.011
159	01/12/2011	09:39:30	0.011
160	01/12/2011	09:40:30	0.011
161	01/12/2011	09:41:30	0.011
162	01/12/2011	09:42:30	0.011
163	01/12/2011	09:43:30	0.010
164	01/12/2011	09:44:30	0.010
165	01/12/2011	09:45:30	0.010
166	01/12/2011	09:46:30	0.010
167	01/12/2011	09:47:30	0.010
168	01/12/2011	09:48:30	0.009
169	01/12/2011	09:49:30	0.010
170	01/12/2011	09:50:30	0.010
171	01/12/2011	09:51:30	0.009
172	01/12/2011	09:52:30	0.009
173	01/12/2011	09:53:30	0.009
174	01/12/2011	09:54:30	0.010
175	01/12/2011	09:55:30	0.010
176	01/12/2011	09:56:30	0.010
177	01/12/2011	09:57:30	0.010
178	01/12/2011	09:58:30	0.010
179	01/12/2011	09:59:30	0.010
180	01/12/2011	10:00:30	0.010
181	01/12/2011	10:01:30	0.010
182	01/12/2011	10:02:30	0.010
183	01/12/2011	10:03:30	0.010
184	01/12/2011	10:04:30	0.011
185	01/12/2011	10:05:30	0.011
186	01/12/2011	10:06:30	0.011
187	01/12/2011	10:07:30	0.010
188	01/12/2011	10:08:30	0.010
189	01/12/2011	10:09:30	0.010
190	01/12/2011	10:10:30	0.010
191	01/12/2011	10:11:30	0.010
192	01/12/2011	10:12:30	0.010
193	01/12/2011	10:13:30	0.010

Test Data			
Data Point	Date	Time	AEROSOL mg/m ³
194	01/12/2011	10:14:30	0.010
195	01/12/2011	10:15:30	0.010
196	01/12/2011	10:16:30	0.010
197	01/12/2011	10:17:30	0.010
198	01/12/2011	10:18:30	0.010
199	01/12/2011	10:19:30	0.009
200	01/12/2011	10:20:30	0.010
201	01/12/2011	10:21:30	0.010
202	01/12/2011	10:22:30	0.010
203	01/12/2011	10:23:30	0.010
204	01/12/2011	10:24:30	0.010
205	01/12/2011	10:25:30	0.010
206	01/12/2011	10:26:30	0.010
207	01/12/2011	10:27:30	0.010
208	01/12/2011	10:28:30	0.010
209	01/12/2011	10:29:30	0.010
210	01/12/2011	10:30:30	0.009
211	01/12/2011	10:31:30	0.009
212	01/12/2011	10:32:30	0.009
213	01/12/2011	10:33:30	0.010
214	01/12/2011	10:34:30	0.012
215	01/12/2011	10:35:30	0.012
216	01/12/2011	10:36:30	0.012
217	01/12/2011	10:37:30	0.012
218	01/12/2011	10:38:30	0.011
219	01/12/2011	10:39:30	0.011
220	01/12/2011	10:40:30	0.011
221	01/12/2011	10:41:30	0.011
222	01/12/2011	10:42:30	0.011
223	01/12/2011	10:43:30	0.011
224	01/12/2011	10:44:30	0.012
225	01/12/2011	10:45:30	0.012
226	01/12/2011	10:46:30	0.013
227	01/12/2011	10:47:30	0.013
228	01/12/2011	10:48:30	0.013
229	01/12/2011	10:49:30	0.013
230	01/12/2011	10:50:30	0.012
231	01/12/2011	10:51:30	0.012
232	01/12/2011	10:52:30	0.011
233	01/12/2011	10:53:30	0.011
234	01/12/2011	10:54:30	0.011
235	01/12/2011	10:55:30	0.011
236	01/12/2011	10:56:30	0.011
237	01/12/2011	10:57:30	0.011
238	01/12/2011	10:58:30	0.011
239	01/12/2011	10:59:30	0.011
240	01/12/2011	11:00:30	0.011
241	01/12/2011	11:01:30	0.011
242	01/12/2011	11:02:30	0.011
243	01/12/2011	11:03:30	0.012
244	01/12/2011	11:04:30	0.012

Test Data			
Data Point	Date	Time	AEROSOL mg/m ³
245	01/12/2011	11:05:30	0.012
246	01/12/2011	11:06:30	0.012
247	01/12/2011	11:07:30	0.012
248	01/12/2011	11:08:30	0.013
249	01/12/2011	11:09:30	0.013
250	01/12/2011	11:10:30	0.013
251	01/12/2011	11:11:30	0.013
252	01/12/2011	11:12:30	0.014
253	01/12/2011	11:13:30	0.014
254	01/12/2011	11:14:30	0.014
255	01/12/2011	11:15:30	0.015
256	01/12/2011	11:16:30	0.017
257	01/12/2011	11:17:30	0.019
258	01/12/2011	11:18:30	0.020
259	01/12/2011	11:19:30	0.020
260	01/12/2011	11:20:30	0.020
261	01/12/2011	11:21:30	0.020
262	01/12/2011	11:22:30	0.019
263	01/12/2011	11:23:30	0.018
264	01/12/2011	11:24:30	0.018
265	01/12/2011	11:25:30	0.017
266	01/12/2011	11:26:30	0.017
267	01/12/2011	11:27:30	0.017
268	01/12/2011	11:28:30	0.017
269	01/12/2011	11:29:30	0.017
270	01/12/2011	11:30:30	0.017
271	01/12/2011	11:31:30	0.018
272	01/12/2011	11:32:30	0.018
273	01/12/2011	11:33:30	0.018
274	01/12/2011	11:34:30	0.019
275	01/12/2011	11:35:30	0.020
276	01/12/2011	11:36:30	0.023
277	01/12/2011	11:37:30	0.024
278	01/12/2011	11:38:30	0.023
279	01/12/2011	11:39:30	0.022
280	01/12/2011	11:40:30	0.023
281	01/12/2011	11:41:30	0.022
282	01/12/2011	11:42:30	0.021
283	01/12/2011	11:43:30	0.021
284	01/12/2011	11:44:30	0.021
285	01/12/2011	11:45:30	0.020
286	01/12/2011	11:46:30	0.020
287	01/12/2011	11:47:30	0.020
288	01/12/2011	11:48:30	0.021
289	01/12/2011	11:49:30	0.022
290	01/12/2011	11:50:30	0.022
291	01/12/2011	11:51:30	0.021
292	01/12/2011	11:52:30	0.022
293	01/12/2011	11:53:30	0.022
294	01/12/2011	11:54:30	0.022
295	01/12/2011	11:55:30	0.021

Test Data			
Data Point	Date	Time	AEROSOL mg/m ³
296	01/12/2011	11:56:30	0.020
297	01/12/2011	11:57:30	0.021
298	01/12/2011	11:58:30	0.019
299	01/12/2011	11:59:30	0.019
300	01/12/2011	12:00:30	0.019
301	01/12/2011	12:01:30	0.019
302	01/12/2011	12:02:30	0.020
303	01/12/2011	12:03:30	0.021
304	01/12/2011	12:04:30	0.024
305	01/12/2011	12:05:30	0.025
306	01/12/2011	12:06:30	0.024
307	01/12/2011	12:07:30	0.024
308	01/12/2011	12:08:30	0.023
309	01/12/2011	12:09:30	0.022
310	01/12/2011	12:10:30	0.021
311	01/12/2011	12:11:30	0.020
312	01/12/2011	12:12:30	0.020
313	01/12/2011	12:13:30	0.019
314	01/12/2011	12:14:30	0.020
315	01/12/2011	12:15:30	0.022
316	01/12/2011	12:16:30	0.022
317	01/12/2011	12:17:30	0.023
318	01/12/2011	12:18:30	0.022
319	01/12/2011	12:19:30	0.021
320	01/12/2011	12:20:30	0.022
321	01/12/2011	12:21:30	0.022
322	01/12/2011	12:22:30	0.024
323	01/12/2011	12:23:30	0.025
324	01/12/2011	12:24:30	0.026
325	01/12/2011	12:25:30	0.025
326	01/12/2011	12:26:30	0.025
327	01/12/2011	12:27:30	0.024
328	01/12/2011	12:28:30	0.023
329	01/12/2011	12:29:30	0.022
330	01/12/2011	12:30:30	0.021
331	01/12/2011	12:31:30	0.020
332	01/12/2011	12:32:30	0.020
333	01/12/2011	12:33:30	0.019
334	01/12/2011	12:34:30	0.019
335	01/12/2011	12:35:30	0.018
336	01/12/2011	12:36:30	0.018
337	01/12/2011	12:37:30	0.018
338	01/12/2011	12:38:30	0.020
339	01/12/2011	12:39:30	0.021
340	01/12/2011	12:40:30	0.020
341	01/12/2011	12:41:30	0.020
342	01/12/2011	12:42:30	0.019
343	01/12/2011	12:43:30	0.018
344	01/12/2011	12:44:30	0.017
345	01/12/2011	12:45:30	0.017
346	01/12/2011	12:46:30	0.015

Test Data			
Data Point	Date	Time	AEROSOL mg/m ³
347	01/12/2011	12:47:30	0.015
348	01/12/2011	12:48:30	0.014
349	01/12/2011	12:49:30	0.014
350	01/12/2011	12:50:30	0.014
351	01/12/2011	12:51:30	0.014
352	01/12/2011	12:52:30	0.013
353	01/12/2011	12:53:30	0.013
354	01/12/2011	12:54:30	0.013
355	01/12/2011	12:55:30	0.012
356	01/12/2011	12:56:30	0.012
357	01/12/2011	12:57:30	0.013
358	01/12/2011	12:58:30	0.018
359	01/12/2011	12:59:30	0.023
360	01/12/2011	13:00:30	0.024
361	01/12/2011	13:01:30	0.022
362	01/12/2011	13:02:30	0.022
363	01/12/2011	13:03:30	0.022
364	01/12/2011	13:04:30	0.022
365	01/12/2011	13:05:30	0.022
366	01/12/2011	13:06:30	0.020
367	01/12/2011	13:07:30	0.019
368	01/12/2011	13:08:30	0.019
369	01/12/2011	13:09:30	0.020
370	01/12/2011	13:10:30	0.021
371	01/12/2011	13:11:30	0.021
372	01/12/2011	13:12:30	0.020
373	01/12/2011	13:13:30	0.019
374	01/12/2011	13:14:30	0.019
375	01/12/2011	13:15:30	0.018
376	01/12/2011	13:16:30	0.018
377	01/12/2011	13:17:30	0.017
378	01/12/2011	13:18:30	0.017
379	01/12/2011	13:19:30	0.016
380	01/12/2011	13:20:30	0.016
381	01/12/2011	13:21:30	0.016
382	01/12/2011	13:22:30	0.016
383	01/12/2011	13:23:30	0.017
384	01/12/2011	13:24:30	0.017
385	01/12/2011	13:25:30	0.018
386	01/12/2011	13:26:30	0.018
387	01/12/2011	13:27:30	0.020
388	01/12/2011	13:28:30	0.021
389	01/12/2011	13:29:30	0.021
390	01/12/2011	13:30:30	0.023
391	01/12/2011	13:31:30	0.024
392	01/12/2011	13:32:30	0.026
393	01/12/2011	13:33:30	0.026
394	01/12/2011	13:34:30	0.027
395	01/12/2011	13:35:30	0.027
396	01/12/2011	13:36:30	0.026
397	01/12/2011	13:37:30	0.025

Test Data			
Data Point	Date	Time	AEROSOL mg/m ³
398	01/12/2011	13:38:30	0.024
399	01/12/2011	13:39:30	0.023
400	01/12/2011	13:40:30	0.023
401	01/12/2011	13:41:30	0.023
402	01/12/2011	13:42:30	0.024
403	01/12/2011	13:43:30	0.024
404	01/12/2011	13:44:30	0.027
405	01/12/2011	13:45:30	0.026
406	01/12/2011	13:46:30	0.027
407	01/12/2011	13:47:30	0.026
408	01/12/2011	13:48:30	0.025
409	01/12/2011	13:49:30	0.024
410	01/12/2011	13:50:30	0.024
411	01/12/2011	13:51:30	0.025
412	01/12/2011	13:52:30	0.024
413	01/12/2011	13:53:30	0.024
414	01/12/2011	13:54:30	0.026
415	01/12/2011	13:55:30	0.027
416	01/12/2011	13:56:30	0.028
417	01/12/2011	13:57:30	0.028
418	01/12/2011	13:58:30	0.028
419	01/12/2011	13:59:30	0.026
420	01/12/2011	14:00:30	0.025
421	01/12/2011	14:01:30	0.023
422	01/12/2011	14:02:30	0.022
423	01/12/2011	14:03:30	0.020
424	01/12/2011	14:04:30	0.019
425	01/12/2011	14:05:30	0.018
426	01/12/2011	14:06:30	0.017
427	01/12/2011	14:07:30	0.016
428	01/12/2011	14:08:30	0.015
429	01/12/2011	14:09:30	0.015
430	01/12/2011	14:10:30	0.014
431	01/12/2011	14:11:30	0.014
432	01/12/2011	14:12:30	0.014
433	01/12/2011	14:13:30	0.014
434	01/12/2011	14:14:30	0.017
435	01/12/2011	14:15:30	0.019
436	01/12/2011	14:16:30	0.019
437	01/12/2011	14:17:30	0.019
438	01/12/2011	14:18:30	0.019
439	01/12/2011	14:19:30	0.018
440	01/12/2011	14:20:30	0.018
441	01/12/2011	14:21:30	0.018
442	01/12/2011	14:22:30	0.022
443	01/12/2011	14:23:30	0.023
444	01/12/2011	14:24:30	0.021
445	01/12/2011	14:25:30	0.020
446	01/12/2011	14:26:30	0.021
447	01/12/2011	14:27:30	0.021
448	01/12/2011	14:28:30	0.021

Test Data			
Data Point	Date	Time	AEROSOL mg/m ³
449	01/12/2011	14:29:30	0.020
450	01/12/2011	14:30:30	0.021
451	01/12/2011	14:31:30	0.020
452	01/12/2011	14:32:30	0.020
453	01/12/2011	14:33:30	0.019
454	01/12/2011	14:34:30	0.020
455	01/12/2011	14:35:30	0.020
456	01/12/2011	14:36:30	0.019
457	01/12/2011	14:37:30	0.019
458	01/12/2011	14:38:30	0.018
459	01/12/2011	14:39:30	0.017
460	01/12/2011	14:40:30	0.017
461	01/12/2011	14:41:30	0.018
462	01/12/2011	14:42:30	0.023
463	01/12/2011	14:43:30	0.026
464	01/12/2011	14:44:30	0.028
465	01/12/2011	14:45:30	0.028
466	01/12/2011	14:46:30	0.026
467	01/12/2011	14:47:30	0.025
468	01/12/2011	14:48:30	0.025
469	01/12/2011	14:49:30	0.024
470	01/12/2011	14:50:30	0.022
471	01/12/2011	14:51:30	0.021
472	01/12/2011	14:52:30	0.019
473	01/12/2011	14:53:30	0.018
474	01/12/2011	14:54:30	0.017
475	01/12/2011	14:55:30	0.017